


A rectangular swimming pool is the central focus, set within a lush garden. The pool's water is calm, reflecting the warm, golden light of a sunset. A soft mist or steam rises from the pool's surface, adding a sense of warmth and tranquility. The pool is bordered by a light-colored stone deck. To the right, a patio area features a closed patio umbrella and a wooden table. The background is filled with a variety of trees and a well-manicured lawn, all bathed in the gentle light of the setting sun.

Swimming Pool Inspirations

Cranbourne Stone Ltd

The swimming pool surround specialists

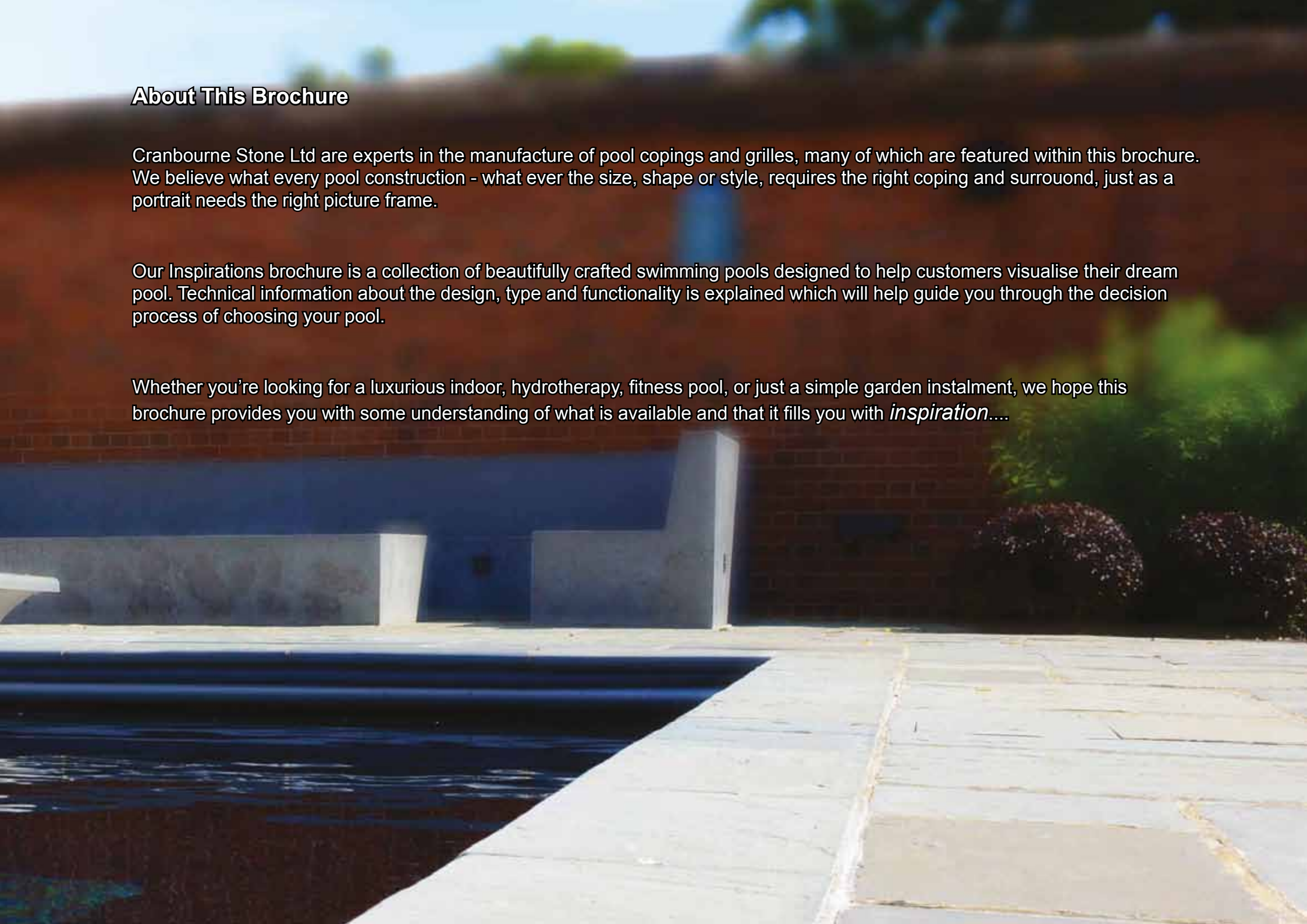


About This Brochure

Cranbourne Stone Ltd are experts in the manufacture of pool copings and grilles, many of which are featured within this brochure. We believe what every pool construction - what ever the size, shape or style, requires the right coping and surrouond, just as a portrait needs the right picture frame.

Our Inspirations brochure is a collection of beautifully crafted swimming pools designed to help customers visualise their dream pool. Technical information about the design, type and functionality is explained which will help guide you through the decision process of choosing your pool.

Whether you're looking for a luxurious indoor, hydrotherapy, fitness pool, or just a simple garden instalment, we hope this brochure provides you with some understanding of what is available and that it fills you with *inspiration*....



Planning and Designing a Swimming Pool

Do I need planning permission?

As a guide, outdoor pools or those housed in a detached building which are for the exclusive enjoyment for the owner of the property, will often be treated as a 'permitted development' and therefore will not require planning consent. Planning consent will normal only be required for an outdoor pool, if there is disturbance to adjacent buildings or drains. However building regulations consent will be required for any kind of indoor pool, and for a pool located in a listed premises or in a conservation area. To be sure whether your pool will require any type of planning permission, consult your pool contractor for advice, or call the relevant local authority Planning or Building Control Department for further information.

Designing your dream pool

Constructing your dream pool is not just about finding a competent builder, it also requires a specialist to design the pool, and if the pool is to be located indoors a ventilation engineer will be needed to deal with environmental control. It's important to ensure the build of the pool integrates all of the specialist elements together as solving technical problems after completion can be difficult, disruptive and expensive. The build must be right from the outset, so it's vital to appoint a professional pool designer or an architect with specialist experience in this area.

There are lots of design considerations to be taken into account when planning a swimming pool, including heating methods (both water and air), dehumidification/ventilation. All of these design elements will depend on the pool size, bather load and hours of use per day, and in turn they will affect the choice of building materials and the overall design and layout of the building. Pool installation companies can often suggest names of designers or architects with whom they have worked and a specialist designer will be able to discuss your requirements in detail, carry out a thorough assessment of the plan, draw up a complete schedule of work and supervise the project from start to finish.



Position, shape and size.

Ensure your chosen position will benefit from maximum exposure to sunlight. Avoid trees and other foliage which could overshadow the pool collecting leaves and other debris. Don't build the pool too far from your house, a lengthy garden trek can take the edge off the enjoyment of your own pool!

Plan for the future

Within your budget, go for the largest pool that is practical for you. Small children grow up remarkably quickly, their circle of friends increases, so they are likely to use the pool more often. Pools are available in a variety of shapes and sizes, mainly dictated by budget and site considerations. Before making your final decision, take advice from an experienced and approved contractor or architect.



Photo provided by: Falcon Pools Ltd.

Cranbourne Stone Ltd, would like to thank SPATA (Swimming Pool and Allied Trades Association) for the kind permission in the use of their data to help compile these pages.

Pool Types

Infinity Pool / Vanishing Edge Pool

The Infinity Pool / Vanishing Edge Pool is designed to be installed on a hillside or slope, to give the illusion of a seamless break between the pool water and the landscape beyond. The water lays to the same level of the pool edge, so when swimmers are in the pool, the water gently flows over the vanishing edge / wall, into a trough below, which then circulates the water back into the pool filtered, by using a complex system of balance tanks and pumps.



Photo provided by: Aqua Platinum Projects

Deck Level Pool / Overflow Pool

A deck level pool/overflow pool is where the water's edge is the same level as the deck or patio and flows into a grate around the perimeter. A continuous gutter is fitted around the perimeter of the swimming pool, which acts as a skimmer, constantly flowing excess water into a balance tank, and back through the circulation system. On top of this gulley would be a removable grille, which can be made in stone to match the pool surround or in plastic, stainless steel or Iroko hardwood.



Photo provided by: Elm Leisure

Skimmer / Freeboard Pool.

This is the most frequently built pool in the UK. The pool edge, normally fitted with a coping or profile edged tile sits approximately 6" (150mm) higher than the pool water line. The skimmer/s are fitted into the wall/s of the pool, which continually skims the top of the water to keep the surface clean. This can be either a constant depth pool or sloping/hopper and made in concrete or with a liner.



Photo provided by: Harlequin Swimming Pools

Hydrotherapy pool

A Hydrotherapy pool is different from a standard pool as the water is kept at a warmer temperature (over 32°C) to help with medical conditions. This helps warm, loosen and ease joints and helps to stretch aching muscles. These pools often have built-in features that aid in underwater massage. Some pools include hoists that can be lowered into the pool from above, to help less mobile users enter the water. A massage-based hydrotherapy pool may also have easily adjustable temperature control and muscle specific jets that can help a masseuse enhance an underwater massage.



Photo provided by: Aquarian Pools, Hot Tubs & Spas



Lap Pool

A lap pool is used for exercise. Typically built long and thin, built wide enough for one / two person(s) only to swim laps. Sometimes fitted with a swim-jet /counter current unit in small gardens to help exercise. This type of pool can also be installed either indoor or outdoor.

Pool Construction

Concrete Swimming Pools

Concrete is the traditional pool construction material and pools made from this material can be divided into two main categories, either of which may be appropriate depending on site conditions, the cost and life expectancy of the finished product.

Sprayed Concrete

This involves spraying wet concrete onto a pre-formed cage of steel reinforcement. The two most common methods are known as 'Guniting', where dry mixed aggregate and cement are pumped to the spray nozzle where water is added, and 'Shotcrete' where the wet concrete is pre-mixed before being fed to the spray head. Both methods result in a structure which offers maximum strength for the minimum amount of concrete and both are particularly suitable for complex shape 'freeform' pools. These structures enable pools to be constructed without any sharp angles where the pool walls meet the floor, giving something of a boat like shape to the pool shell.



Shuttered / Poured concrete

This method of construction is based on a poured concrete slab or floor with the pool walls poured between retaining panels - the shuttering. Temporary shuttering of timber or steel is removed once the poured concrete has set, leaving the concrete wall free standing. Permanent shuttering in the form of two skins of concrete blocks will often be used for domestic installations. Wet concrete is pumped between the skins, filling the cavity and providing a good base for the internal finish. Rectangles and simple shapes can be built using this method which requires less specialised equipment than sprayed concrete.



Concrete shells: sprayed or shuttered concrete pool shells are normally rendered internally with sand and cement to provide a smooth and uniform waterproof lining, ready to receive a decorative finish of tiles, mosaic or terrazzo. Blockwork shells must be finished with a flexible waterproof lining which can accommodate minor structural movement.

Internal finishes: Sprayed or shuttered concrete pool shells are normally rendered internally with sand and cement to provide a smooth and uniform waterproof lining.

Information by kind permission of SPATA

Liner pools

A liner pool is built by excavating a hole, fitting a frame or shell and finishing with a high quality flexible PVC membrane – the liner. Unlike concrete pools, it is the lining which gives the pool its water retaining properties, while the shell provides the structure to which it is fitted. The shell can be made out of various materials from concrete block to steel, aluminium, fibreglass or plastic panels. Panel systems can be particularly attractive as they offer the possibility of incorporating different heights and curves into the pool by using supporting frames and braces. The liner itself can be produced in a number of different colours and patterns including mock tiling or mosaic and such are the advances in materials and techniques that many people cannot tell the difference between a liner and a tiled pool.



Photo by: Chiswell Pools Ltd, supplied by Aquaflex

Pre-Tailored Liners

The pre-tailored Liners are a good solution, for both renovating old pools and new pools. Almost any size and shape of step can be lined in this way, as long as clear and accurate drawings are supplied. The only stipulation is that there must be an absolute minimum of 6" (150mm) of water covering the top step in order to prevent movement of the liner. Step edges should be finished with a very small "pencil" radius.

Site Lining

A felt underlay is used to line the base and sides of the pool and a visible bead of weld is applied to the top of the sidewalls. There is an option for a different type of fixing whereby PVC coated metal is fixed to the pool and also underneath the coping stones. In this instance the liner is then welded directly onto the metal profile. This system is particularly useful when renovating old pools especially when it is important not to disturb the coping stones. The sidewall is then clipped into the linerlock (or welded to the metal profile) and cut to the correct depth.

One Piece Pools

The introduction of the prefabricated Glass Reinforced Plastic (GRP) swimming pool has enabled pool manufacturers to carry out 95% of the construction of this pool type in the factory. This has meant a huge saving both in time and money in construction and fitting out. Once on site, the pool is craned into position and lowered onto a pre-prepared excavation, with a crushed gravel base. GRP is also hard wearing as well as being chemical and temperature resistant and offers a quick and economical entry into the world of pool ownership. There are however limitations on the size of one-piece pools, from both a construction and delivery viewpoint, and suitable access can be a problem.



Photo provided by: Paramount Pools Ltd.

Pool Covers

There are many different pool covers on the market today and they are seen as necessity to owners for many different reasons whether it be running costs, protection or safety. Safety can be more of a concern where small children and family pets have access to the pool area.

Solar blankets

This is probably the most popular type of pool cover sold in the UK today and they are sometimes referred to as bubble covers. The 'solar blanket' is designed for use on outdoor pools to maximise the benefits of free solar energy and more importantly to minimise evaporation losses. This type of cover can be very cost effective and can also be used on indoor pools, especially where there is a lot of glass. The cover will work for you by transmitting the sun's rays through specially sealed air cells that float on the surface. It will retain most of the absorbed heat, increasing the pool temperature by up to 12°C in the season. It is estimated that an uncovered outdoor pool may lose an incredible 90% of its heat through evaporation. Therefore if you stop evaporation, you will save on heat and water loss, pool chemicals, and most of all save money. A good quality heat retention cover used on indoor pools will also reduce humidity and stop condensation almost completely, thus reducing the damage which may otherwise be caused to poolside furnishings and the building structure.



Winter Covers

When the swimming season is finally over, for those with outdoor pools, it is time to prepare your pool for winter. Most cover manufacturers make a range of winter debris covers. A good winter debris cover will reduce the damage that could be caused by autumn leaves and other winter debris, such as litter and dead insects entering the skimmers and filtration system. The covers are also usually made from polypropylene or polyethylene, which allow the rainwater to seep through whilst keeping most debris out. They are made slightly larger than the size of your pool and are tensioned with a series of springs and fixing pins which are completely removable when the pool is reopened in the spring. An alternative type of winter cover is one made from PVC sheeting, secured by water bags around the edge of the pool. It completely seals off the pool for the winter so that light is prevented from entering the pool and causing algae growth.

Information by kind permission of SPATA

Sheet Covers

The more elaborate safety covers are made from a tough membrane and are supported by a track system that is installed at the top inside perimeter of the pool or, in the case of new installations, incorporated into the pool wall. The actual cover, when not in use, will either be stored in a specially constructed storage box at the end of the pool, or in a purpose built housing which will have been designed for it at the time that the pool was built. This type of cover is designed for both indoor and outdoor use and for both summer and winter. Any rain water which collects on the outdoor cover of this type will have to be removed by a small pump, supplied as part of the installation and which sits on top of the cover when in place over the pool.



Photo provided by: Harlequin Swimming Pools

PVC slatted covers

These covers are fully automated. Most versions are available as a retrofit unit, or as an integral part of the pool, usually being installed in a hidden pit or trough that is specially designed at the planning stage. The slats are available in a choice of colours, solar or translucent. It is not normally considered to be a safety cover, but as an optional extra, it can be supplied with a safety ledge which would offer a degree of safety should a child or household pet fall on it. Another alternative, at the planning stage of your pool, would be to include a built in ledge to support the slats.



Photo provided by: Penguin Pools



Photo provided by: Aqua Platinum Projects

Pool Grilles

Deck Level Grilles

Cranbourne Stone Ltd bespoke deck level grilles are made to measure using the most superior stone from all over the world. Having built prestigious swimming pools for over 20 years, we have been able to create the perfect drainage solution for deck level pools. This product not only works perfectly with the flow of the water, but also looks amazing.

Working to SPATA standards, we have designed and created 3 types of deck level grilles. All made in-house, using our state of the art CNC 5-axis bridge saw and 5-axis waterjet cutting machines. We can produce these to match many of the surrounding tiles from our stone and porcelain ranges. The grilles can be made as a three piece module, including the coping stone, grille and backing stone. This design is an ideal solution as the grille is removable for cleaning purposes, essential for maintaining the pool.

There are three main types of grille that we can produce which are as follows:

Contemporary Grille

Manufactured from stone or porcelain, the contemporary grille module offers a stylish finish to the pool surround. Precisely designed, they feature a series of slots and flute grooves to minimise the wash of water on to the deck area.



Dished Grille

Manufactured from natural stone and designed with busy pools in mind, the gentle dish formed along the grille piece guides the water into the slots within. Highly functional, the dished grille module offers a luxurious solution to increased flow capacity.



Photo provided by: Carl Vernon Swimming Pools

2x Linear Slot Grille

Manufactured from stone or porcelain, this grille has two linear slots running down the length. By way of our specialised machining process we have created a concealed drain detail which gives a more modern look and minimalistic finish to the pool.



Photo provided by: Aqua Platinum Projects

Fossil Pearl (Satin Contemporary) Limestone



A wonderful example of a contemporary luxury outdoor pool lined with large format grey porcelain tiles and a limestone surround providing a smooth and endless finish.

The geometric design of pool with its bespoke cut linear drainage gilles, square edged overlapped copings flows through to the courtyard area, complementing the strong topiary shapes of the planting. The artistic eye of the client required a dreamy watercolour finish, so choice of materials selection was essential to create the perfect balance. The grey porcelain lining was chosen to complement with the beautiful satin finish Fossil Pearl limestone. This elegant design combined with soft lighting helps blend the inside of the house to the outside. The Fossil Pearl limestone is very dense with subtle beige and grey tones and wonderful fossil markings throughout. A truly stylish limestone suitable for both indoor and outdoor projects.

Pool Contractor: Guncast Swimming Pools
Pool Designer: Design By Katja Ltd
Pool Type: Freeboard - Tiled Concrete
Coping & Surround: Fossil Pearl - Limestone
(Satin Contemporary)







Pool Contractor: Guncast Swimming Pools
Pool Designer: Design By Katja Ltd
Coping and Surround: Fossil Pearl - Limestone
(Satin Contemporary)



Inspirational Garden & Swimming Pool Design



Based in Southern England

Design by Katja Ltd

0778 792 3434

info@designbykatja.com

www.designbykatja.com

Fullerton Grey - Granite / Farley Black Antique - Limestone



This secluded pool was once a 'natural' pool. The pool contractors brief was to create a traditional swimming pool, but keep the relaxed ambience of a natural pond. A light grey 'on-site' liner transformed the pool to create that tranquil blue water colour. The pool was then framed with a Fullerton Grey granite coping, complemented with a mix of wooden decking and antiqued Farley Black limestone for the surround. Reeded fish ponds and babbling water features were added to maintain that wonderful relaxing natural atmosphere.



Pool Contractor:

Cornwall Pools

Pool Type:

Freeboard - Liner

Coping and Surround:

Fullerton Grey - Granite &

Farley Black Antique - Limestone



Crema Almera - Limestone



A fine example of a refurbished indoor pool. The pool contractor's brief was to create a light seamless pool. This was achieved by using Crema Almera limestone tiles on the surround and to the pool edge, finished with a pencil edge profile. The roman end has Crema Almera step treads and blue blend mosaic risers to match the pool floor. The pink lighting and exposed oak beams make for a very beautiful indoor pool house.



Pool Contractor:

Azure Pools

Pool Type:

Freeboard - Concrete Tiled

Coping and Surround:

Crema Almera - Limestone



Travertine - Tumbled & Unfilled



Refurbishing a swimming pool in an older, more classic and traditional setting can be challenging. This pool breaks the style convention with its straight lines and modern look, but the choice of stone and colours has made this pool blend in perfectly.

The pool installer has used the tumbled and unfilled Travertine for both the pool coping and surrounding paved area. The light cream/beige tones of the limestone with its tumbled antique edges and characterful surface blends in perfectly with this vintage setting. A cream coloured band along the top of the liner, flowing into a pale blue wall and floor gives the water a cool turquoise blue colour - defying anyone to resist the temptation to just dive in. A well manicured lawn envelops the pool area flowing pleasantly into the established borders and age old walls.

Pool Contractor: Harlequin Swimming Pools
Pool Type: Freeboard - Liner
Coping & Surround: Travertine - Tumbled & Unfilled





Travertine - Honed & Filled



A luxurious tranquil space with soft mood lighting and water features. This wellbeing pool incorporates hydro pool loungers for the ultimate relaxation. Travertine with its soft beige tones and natural character was used on the floors and walls. A feature wall was created by using a rustic travertine rock split face cladding. The sawn edge and honed surface of the tiles help create the ultimate contemporary look. Perfect for any internal project.



Pool Design and Execution:

Design By Katja Ltd

Pool Type:

Freeboard - Concrete Tiled

Coping and Surround:

Travertine Honed & Filled

Wall Cladding:

Travertine Rock Split Face





Pool Contractor: Harlequin Swimming Pools
Pool Type: Freeboard - Liner
Coping and Surround: Travertine - Tumbled & Unfilled



AQUAMATIC
POOL SAFETY COVERS

Broughton - Limestone



This wonderful contemporary swimming pool is set in a rural landscape flanked by mature birch and beech trees. The pool contractor has used a bespoke dish level grille and matching 'lightly sandblasted' Broughton limestone. This stone changes from a pale grey to a shining charcoal black when wet. A glass fronted pool house with full sliding doors brings you even closer to nature. The sun bleached timber decking and pure white rendered wall rising out of the pool, with its tranquil blue water creates this chic European look.



Pool Contractor:

Hamilton Pools

Pool Type:


Deck Level - Concrete Tiled

Coping and Surround:

Broughton - Limestone



Fossil Pearl - Tumbled Limestone



The customer has chosen a tumbled Fossil Pearl limestone for this delightful outdoor swimming pool, enhancing the turquoise water that has been created by using a light blue mosaic. The timber decking at one end of the pool, houses the automatic PVC slatted pool cover. The pool copings are tumbled, with a full bullnose. The single size paving carries wonderful beige tones and fossil markings making this pool so inviting.



Pool Contractor:

Bell Leisure

Pool Type:

Freeboard - Tiled

Coping and Surround:

Fossil Pearl - Tumbled Limestone



Fullerton Grey - Granite / Chattis Black - Basalt



The pool contractor refurbished a tired old pool into this modern, fresh looking swimming pool. Combining Fullerton Grey granite pool copings and Chattis Black basalt paving gives a nice subtle two-tone finish. A light grey sheet cover is conveniently housed in a pit area beneath a removable stainless steel resin framed access lid. A lovely example of a open air pool set in a wonderfully established country garden.



Pool Contractor:

Elite Swimming Pools & Paving

Pool Type:

Freeboard - Liner

Coping: Fullerton Grey - Granite

Surround: Chattis Black - Basalt



Yorkstone - Natural Cleft



This English country garden lends itself to the wonderfully natural tones and textures of English York Stone. The brief required the 50mm thick paving to be laid up to the pool edge with a rustic squared profile matching the strong lines of the surrounding structures. A slight overhang on the pool surround creates a subtle shadow gap between the coping and the water line. Duck egg blue porcelain tiles line the pool wall and floor. This traditional pool sits perfectly well in its surroundings, marrying timelessly with the garden and large country house.



Pool Contractor:

Penguin Pools

Pool Type:

Freeboard - Concrete Tiled

Coping & Surround:

Yorkstone - Natural Cleft



Georgian Antiqued - Sandstone



Hidden away in private grounds sits this stunning example of an outdoor swimming pool. This new build has taken into account the sites elevation and even though surrounded by walls, it basks in all day sunshine with breathtaking views across the Hampshire countryside.

A dark organic look was required so a rich blue mosaic was combined to make the pool water look a deep dark green/blue colour. The Georgian Antiqued sandstone has grey and light blue tones, which has been tumbled to soften the riven texture of the stone. The coping has been matched to the surrounding paving and finished with a full bullnosed edge. An automatic sheet pool cover is fitted which slips away discretely into the pool wall.

Pool Contractor: Harlequin Swimming Pools
Pool Type: Freeboard - Tiled
Coping & Surround: Georgian Antiqued - Sandstone







Pool Contractor: Harlequin Pools
Pool Type: Freeboard - Concrete Tiled
Coping and Surround: Georgian Antiqued - Sandstone

www.certikin.co.uk



Quality Comes as Standard

Certikin are the UK's largest manufacturer and distributor of swimming pool and wellness products. We have the most comprehensive product range all backed up by our extensive technical support team that is second to none. Our range includes everything you'll need for a swimming pool or spa, from Certikin skimmers, lights, liners and filtration to Calorex heat pumps, Roldeck and Coverstar cover systems, Dolphin pool cleaners, CalderaSpas and much more besides. Certikin products are available from all good swimming pool and hot tub retailers.



Certikin
brings water to life

Cotswold Mint - Sandstone



This beautiful countryside garden pool was originally an old redundant pond. The brief was to create a fresh looking pool with a rustic feel. The pool contractor has used a Cotswold Mint riven sandstone pool coping and the surround has been matched with Cotswold Mint single sized paving and rows of Cotswold Mint cobbles. The pool is lined with a light blue pre-tailored liner. A gem of a swimming pool with raised seating areas and a hot tub.



Pool Contractor:

Harlequin Pools

Pool Type:

Freeboard - Concrete Liner

Coping & Surround:

Cotswold Mint - Sandstone



Yorkstone - Sawn & Reclaimed

Sitting in a floral packed walled garden the natural choice for this project was Sawn Yorkstone. The pool copings framing the pool are finished with a full bullnosed edge. The reclaimed Yorkstone adds another dimension to the design with it's rugged texture and mellow tones. A traditional look fitted perfectly to its surrounding.



Pool Contractor:

Carl Vernon Pools

Pool Type:

Freeboard - Concrete Liner

Coping:

Sawn Yorkstone

Surround:

Yorkstone - Reclaimed



Travertine - Honed & Filled

The light beige/honey tones of the honed and filled travertine has been used for the pool coping and tile surround in order to create this wonderfully light and airy indoor pool house. The integral spa has bespoke cut and shaped copings to match the pool. The internal floor and walls utilise a blue blend mosaic and the steps have been edged with a darker mosaic for style and safety.



Pool Contractor:
Pool Type:
Coping & Surround:

Origin Leisure
Freeboard - Concrete Tiled
Travertine - Honed & Filled



Crema Europa - Limestone

This high-end basement pool has a bespoke contemporary designed deck level grille made from Crema Europa limestone. The grilles are stylish and functional, blending seamlessly into the pool surround. The roman end and pool steps are also made to measure, creating an overall stunning looking basement pool.



Pool Contractor:
Pool Type:
Coping & Surround:

London Swimming Pools
Level Deck - Concrete Tiled
Crema Europa - Limestone



Crema Almera - Limestone (Sandblasted) / Raj - Sandstone

Creating a bespoke spa for a worldwide hotel chain was a great opportunity for the pool contractor to add some exciting new design features. The Crema Almera limestone dished grille was made to measure and fitted with an extra wide coping stone - designed specifically to aid waterflow. The Raj sandstone surround was individually cut to create a fan effect around the spa.



Raj - Sandstone



Pool Contractor:

Pool Type:

Coping:

Surround:

Carl Vernon Swimming Pools

Level Deck - Concrete Tiled

Crema Almera - Limestone

Raj - Sandstone



Timsbury - Sandstone

The natural warm tones and colour blends of light and dark reddish browns that stand out when the stone is made wet, made the Timsbury sandstone the customers favourite choice. A full bullnosed edge was applied to the coping. The matching paving integrates beautifully with the surrounding garden and brick/flint wall. A bespoke roman end and blue mosaic patterned liner gives this pool a mediterranean feel.



Pool Contractor:
Pool Type:
Coping & Surround:

Carl Vernon Swimming Pools
Freeboard - Concrete Liner
Timsbury - Sandstone



Crema Almera - Limestone (Honed)

The pool contractor has produced this sleek indoor pool with Crema Almera tiles and skirting. The surround doubles as the coping with an arris off edge. The submerged pool steps, also in Crema Almera, are cut with a slight radius on the external corner to add style and safety. A dark blue ceramic mosaic has been applied inside the pool to give that deep blue water look, in keeping with an oceanic theme.



Pool Contractor:
Pool Type:
Coping & Surround:

Aquarian Pools
Freeboard - Concrete Tiled
Crema Almera - Limestone



Chattis Black - Basalt / Modak - Sandstone

Using a pool coping to frame a swimming pool with a different colour can be very effective. The pool contractor has used a Chattis Black basalt and combined it with the wood effect composite board of the sun deck in order to create this contrast. The Modak riven sandstone blends in perfectly with the decking for an overall stunning pool.



Pool Contractor:

Pool Type:

Coping:

Surround:

Cresta Leisure

Freeboard - Concrete Tiled

Chattis Black - Basalt

Composite Decking &

Modak - Sandstone




Sawn Buff Yorkstone


This award winning swimming pool has been designed for a pure wow factor. Combining bespoke cut Yorkstone and timber decking, the designer and pool contractor have created this fabulous oval shaped pool. A traditional timber clad hot tub has also been integrated into the design sheltered by the spectacular grass terraces. The Sawn York stone was cut in separate segments and laid with minimal joints for that seamless look.



Pool Contractor:
Garden Design:
Pool Type:
Coping & Surround:

*Letts Swimming Pools Ltd
Kim Wilkie
Freeboard - Concrete Tiled
Sawn Buff Yorkstone*





Pool Contractor: Cresta Leisure
Pool Type: Level Deck - Concrete Tiled
Coping & Surround: Porcelain

Proteus® represents a real revolution in the swimming pool market, with unparalleled technical solutions and standards of finish.

The Proteus Swimming pool panel system is a direct descendent of the world renowned Myrtha pool system, introduced exactly 50 years ago in Northern Italy and specified extensively for International FINA championship pools - and more recently, the London 2012 Olympics.

Proteus utilises the same patented vinyl coated stainless steel panel and support system which has similar ceramic water line finishes as Myrtha. Available in skimmer, deck level and even vanishing edge detail, Proteus offer the choice of ceramic, mosaic and even stone finishes at water level. Similarly, there is nowhere else where an infinity edge pool can be achieved by a panel system with a ceramic or mosaic cascade.



Dorchester, DORSET
01305 259253
sales@cresta-leisure.co.uk
www.cresta-leisure.co.uk



Pool Contractor: Falcon Pools
Pool Type: Freeboard - Concrete Tiled
Coping & Surround: Chattis Black - Basalt
Surround: Modak - Sandstone



Pool Contractor:	<i>Falcon Pools</i>
Pool Type:	<i>Freeboard - Liner</i>
Coping & Surround:	<i>Danebury (Honed) - Sandstone</i>



Pool Contractor: Falcon Pools
Pool Type: Freeboard- Concrete Tiled
Coping: Cotswold Mint - Sandstone
Surround: Fossil Mint - Sandstone



Pool Contractor:	<i>Falcon Pools</i>
Pool Type:	<i>Freeboard - Concrete Tiled</i>
Coping & Surround:	<i>Cotswold Mint - Sandstone</i>



Pool Contractor: Harlequin Pools
Pool Type: Freeboard - Concrete Liner
Coping & Surround: Cotswold Mint - Sandstone



Pool Contractor:	Origin Leisure
Pool Type:	Freeboard - Concrete Tiled
Coping & Surround:	Cotswold Mint - Sandstone




Pool Contractor: Aqua Platinum Projects
Pool Type: Level Deck - Concrete Tiled
Coping: Rosa Beta - Granite
Surround: Crema Europa - Limestone



Pool Contractor: Cornwall Pools
Pool Type: Freeboard - Concrete Tiled
Coping & Surround: Broughton - Limestone



Pool Contractor: EDM Interiors
Pool Type: Deck Level - Concrete Tiled
Coping & Surround: Fossil Pearl - Limestone




Pool Contractor:
Pool Type:
Coping & Surround:


Aquarian Pools
Freeboard - Concrete Tiled
Crema Almera - Limestone











Cranbourne Stone specialise in the production of high quality pool copings and grilles. We would like to thank all of our customers for sharing their images of completed swimming pools which has helped us produce this brochure.

A & D Swimming Pools Ltd

Liphook, Hampshire
GU30 7DA
01428 724 345
info@adpools.co.uk
www.adswimmingpools.co.uk

Albatross Pools & Spas

Billericay, Essex
CM12 9SN
01277 624 653
dave@albatrosspools.co.uk
www.albatrosspools.co.uk

Aquaflex Limited

Salisbury, Wiltshire
SP2 7NU
01722 328 873
info@aquaflex.co.uk
www.aquaflex.co.uk

Aqua Platinum Projects

Fareham, Hampshire
PO15 7FT
01489 896 438
enquiries@aquaplatinumprojects.co.uk
www.aquaplatinumprojects.co.uk

Aquarian Pools, Hot Tubs & Spas

Merley, Wimborne
BH21 3BA
01202 889 100
info@aquarianpools.co.uk
www.aquarianpools.co.uk

Aqueous Pools

Hambledon, Hampshire
PO7 4SY
02392 632 978
info@aqueouspools.co.uk
www.aqueouspools.co.uk

Azure Pools & Hot Tubs

Milton Keynes, Buckinghamshire
MK17 8UE
01908 803 204
woburn@azurepools.co.uk
www.azurepools.co.uk

Bell Leisure Ltd

Ashington, West Sussex
RH20 3BT
01903 892 040
sales@bell-leisure.co.uk
www.bell-leisure.co.uk

Carl Vernon Swimming Pools

Basingstoke, Hampshire
07767 868 040
carl_vernon_swimmingpools@hotmail.com
www.carlvernonpools.co.uk

Certikin International Ltd

Witney, Oxfordshire
OX28 4FJ
01993 778 855
enquiries@certikin.co.uk
www.certikin.co.uk

Cornwall Pools

St Columb, Cornwall
TR9 6NE
01726 860 866
sales@cornwallpools.co.uk
www.cornwallpools.co.uk

Cresta Leisure

Dorchester, Dorset
DT1 2PJ
01305 259 253
sales@cresta-leisure.co.uk
www.cresta-leisure.co.uk

Crosdil Leisure

Pulborough, West Sussex
RH20 1DS
01798 875 275
contactus@crosdil-leisure.co.uk
www.crosdil-leisure.co.uk

Design by Katja Ltd

Midhurst, West Sussex
GU29 9NL
0778 792 3434
info@designbykatja.com
www.designbykatja.com

EDM London

London
W1T 6AJ
0207 874 19 90
contact.london@edm-paris.com
www.edm-paris.com

Elite Pools & Paving

Andover, Hampshire
01264 782 012
07501 616 961
www.elitepoolsandpaving@hotmail.com

E.J.Payne Ltd

Stoke-on-Trent, Staffordshire
ST3 4PR
01782 312 534
sales@ejpayne.com
www.ejpayne.com

ELM Leisure

Cambridge, Cambridgeshire
CB24 5NY
01954 230 230
web@elmleisure.com
www.elmleisure.co.uk

Falcon Pools Ltd

Addlestone, Surrey
KT15 3TH
01932 353 040
enquiries@falconpools.co.uk
www.falconpools.co.uk

Guncast Swimming Pools Ltd

Petworth, West Sussex
GU28 0AP
01798 343 725
info@guncast.com
www.guncast.com

Hamilton Pools

Longparish, Hampshire
01264 720 700
info@hamiltonpools.co.uk
www.hamiltonpools.co.uk

Harlequin Swimming Pools

Micheldever, Hampshire
SO21 3BW
01962 774 004
enquiries@harlequinpools.co.uk
www.harlequinpools.co.uk

Hellard Bros Ltd

Radstock, Somerset
BA3 4NS
01761 241 208
email@hellardbrosLtd.co.uk
www.hellardbrosLtd.co.uk

Kim Wilkie

Bishop's Waltham, Hampshire
SO32 1FX
01489 891 691
kim@kimwilkie.com
www.kimwilkie.com

Letts Swimming Pools Ltd

Ipswich, Suffolk
IP7 6HP
01473 822 375
info@lettspools.co.uk
www.lettspools.co.uk

London Swiming Pool Company

New Malden, London
KT3 4PT
0208 605 1255
enquiries@londonswimmingpools.com
www.londonswimmingpools.com

Origin Leisure Ltd

Harefield, Middlesex
UB9 6TH
01895 823 366
info@originleisure.com
www.originleisure.com

Paramount Pools Ltd.

Hook, Hampshire
RG27 9NY
01256 748 380
sales@paramountpools.co.uk
www.paramountpools.co.uk

Penguin Pools

Newton Abbot, Devon
TQ13 9AL
01626 833 327
mail@penguinpools.co.uk
www.penguinpools.co.uk

Pools Plus

Hare Hatch, Berkshire
RG10 9SB
0118 940 4221
poolsplusllp@aol.com
www.poolsplusllp.com

Prestige Swiming Pools

Hermitage, Berkshire
RG18 9TG
01635 201 854
sales@prestigepools.co.uk
www.prestigeswimmingpools.co.uk

Purepools

Bridgwater, Somerset
TA5 1LW
01278 732 993
stewart@purepools.co.uk
www.purepools.co.uk

SPATA

Andover, Hampshire
SP10 1EP
01264 356 210
admin@spata.co.uk
www.spata.co.uk

Splash Splash Pools

Gosport, Hampshire
PO12 2HN
07837 165 744
graham@splishsplashpools.co.uk
www.splishsplashpools.co.uk

Whitewaters Ltd

Sunderland, Tyne and Wear
SR3 3PP
01915 512 048
mguthrie@whitewaters.co.uk
www.whitewaters.co.uk



www.cranbournestone.co.uk

Unit 1, Houghton Down Farm, Stockbridge, Hampshire SO20 6JR



01264 810 813



enquiries@cranbournestone.co.uk