



CRANBOURNE STONE

EST 2004

「The Collection.21」



*Relax.
You're in safe hands.*

CRANBOURNE STONE

EST 2004

About us.

Having built prestigious swimming pools with the family business since the age of 17, Cranbourne Stone's MD Howard recognised the potential for higher quality pool surrounds, and just how much the industry was demanding them. Using his 30+ years of experience, and with his wife Jo's vast knowledge of the swimming pool industry (which she has worked in since she was 18), together, Howard and Jo saw a great opportunity and formed Cranbourne Stone Ltd. It's been 17 years since that day, and the Cranbourne Stone team has grown and become like family. From the early days of making precast (concrete) swimming pool copings to their modern bespoke cutting and fitting, the team has expanded their range of materials, products and services to cover all forms of swimming pool surrounds, landscapes and interiors — and are now importing varieties of stone from over ten different countries worldwide.

Celebrating 17 Years

Of course, 17 years means meeting a lot of people, and Cranbourne Stone has spent those years building up an extensive network of suppliers, contacts and pool professionals, including landscapers, builders and architects, so that they can offer the best service and quality to the market. Partnering with experts and visionaries, Cranbourne Stone can help

anyone achieve the pool of their dreams, no matter how unique the idea. Priding themselves on keeping up with the latest trends, the Cranbourne Stone team has carved themselves a niche in the stone industry, and 17 years later, their stellar reputation precedes them. The trends for swimming pool fittings are always changing, but thanks to their collective experience and amazing network of connections, they have always been able to keep up with them. In 2019, for example, Cranbourne Stone entered into an exclusive distribution agreement with industry-leading stone innovator, Stonetech, bringing luxury, experience and high-quality results to every customer.

Bespoke and Unique Products and Services

Having created a name in the swimming pool industry as the go-to stone company for bespoke pool copings and deck level grilles, Howard and Jo have invested heavily over the years in state-of-the-art machinery. Starting with just a CNC 5 axis saw, they quickly grew the collection to create a fully equipped factory, complete with waterjet, 3 edge polishing machines, sandblasting and flaming machines. With this powerhouse of equipment at their disposal, they can now create anything and everything a client can imagine, and

probably more. Cranbourne Stone now produces and stocks the largest range of swimming pool surrounds in the UK. Understanding that no two projects are the same, Cranbourne also provides a bespoke site-template service, creating products that fit perfectly and look beautiful every time. Combining their focus on excellence with their technical expertise, hi-tech machinery and personal service, Cranbourne Stone thrives on a challenge and excels where others can only imagine.

Ethical Trading

Cranbourne Stone is proud to support the Ethical Trading Initiative, ensuring all of its products are produced in the most suitable working environment possible. It achieves this through the Ethical Trading initiative (ETI), which is an alliance of companies, non-governmental organisations and trade unions all dedicated to promoting ethical consumerism. The ultimate goal is to make sure the working conditions of employees producing any product for the UK market meet or exceed international labour standards. We at Cranbourne Stone feel that everyone has the right to a fair and ethical working environment, and are dedicated to only sourcing materials from companies who support the Ethical Trading Initiative.

Compliments

In producing this brochure, we would like to thank our customers who kindly provided us with photos of their projects using our stone.

Carl Vernon Swimming Pools
Pure Pools
Chiswell Pools Ltd
Harlequin Swimming Pools
Wensum Pools Limited
Albatross Pools
Paramount Pools Ltd
Molland Pools Ltd
Prestige Pools
Whitewaters Ltd
Aura Landscapes
Greener Landscapes
Pool Logic
Falcon Pools
Buckland Pool & Building Company
Leisure Pools
Falcon Pools
Rumsby Homes Ltd
Cardiff Pools
Alligator Pools
A&D Pools
Asher Swim Pool Centre Ltd
XL Pools Ltd
Cresta Leisure Ltd
Ian Smith Electrical Services
Cornwall Pools
RT Swimming Pool Services
Giles Leisure Ltd
Mermaid Pools
Guncast Swimming Pools Limited
Hellard Bros Ltd
Spruce Pool Services Ltd
Hamilton Pools
London Swimming Pools
K B Pools
Rio Pool Construction Ltd
Darryl Young Swimming Pools

ovarian
cancer
action

In memory of dear friends and family, Cranbourne Stone Ltd supports Ovarian Cancer Action.

Contents.

About Us	3	Deck Level Grilles	43	Studland Beige	79	Useful Information	
Natural Stone - Introduction	5	Stonetech Deck Level Grilles	45	Meon Quartz	81	Swimming Pool Coping options	106
Limestone		Stonetech 2x Slot Grille	46	Houghton Grey	83	Edge Profiles	107
Fossil Pearl (Satin)	7	Stonetech Dished Grille	47	Awbridge Cream	85	Roman End Bays & Corners	108
Fossil Pearl (Tumbled + Grip)	9	Stonetech Slotted Grille	48	Wilton Beige	87	Pool Lining Colour	109
Fossil Grey (Tumbled + Grip)	11	Stonetech Gallery	49	Sarum Grey	87	Site Template / Survey	110
Dunster Grey	12	2 x Slot Mono Grille	51	Arbor Grey	89	Our in-house bespoke works	111
Audley Beige	13	Lapitec®	52	Oswestry Beige	89	Bespoke Masonry	112
Barton Ash	15	Bespoke Deck Level Grilles	55	Concrete Grey	91	Landscapers & Designers	113
Downton Limestone	17	Deck Level Grille Gallery	56	Concrete Beige	91	Indoor Gallery	114
Travertine				Concrete White	91	Outdoor Gallery	115
Travertine Tumbled + Unfilled	19	Porcelain - Introduction	57	Opulence Range		Laying guidelines for Porcelain	116
Sandstone		Premium Range				Laying guidelines for Natural Stone	118
Cotswold Mint	21	Sirmione	61	Chedworth	93	Pack Types	120
Raj	23	Lonato Grey	61	Fairford	93	Terms & Conditions	121
Georgian Antique	25	Namur Light	63	Abbotsbury	95		
Hawthorn	27	Namur Dark	63	Moreton	95		
Danebury	29	Boston	65	Lulworth	95		
Leckford	31	Galway Grey	66	Stanton Sands	97		
York Stone		Popola Grey	67	Winterbourne Grey	97		
York	33	Donnacha	69	Wood Porcelain			
Marble		Canford Cream	70	Holtwood Grey	99		
Silver Cloud	35	Burley Black	71	Holtwood Red	99		
Silver Grey	37	Rockford Quartz	73	Holtwood Buff	99		
Hampton	39	Elegance Range		Trendwood Buff	101		
Granite		Cadiz Beige	75	Trendwood Dust	101		
NEW Trevoe Black	41	Caulfield Green	77	NEW Porcelain Mosaics	102		
Natural Stone Finishes	42	Waterford Cream	77	Porcelain Matrix Chart	104		
		Portland Cream	79	Porcelain Bespoke Pieces	105		

SLIP RESISTANCE RATING:			
Potential For Slip	Pendulum Test Value (PTV)	Dry	Wet
High Slip Potential	0 - 24	1	A
Moderate Slip Potential	25 - 35	2	B
Low Slip Potential	36 +	3	C

Natural Stone

With natural stone being hand selected from the best, most consistent sources, you really are able to appreciate its' beauty. Differing in tonal variation and textures lends itself to helping you create a one of a kind, unique finish to every project.



Natural Stone
Limestone - Fossil Pearl (Satin)

A dense fossil limestone with warm beige and grey tones, combined with a sandblasted finish and sawn edges gives a wonderful contemporary look. Ideal for indoor and outdoor projects.



Tiles:
900 x 600 x 20mm

Paving:
900 x 600 x 30mm

Swimming Pool Copings:
600 x 300 x 40mm
with full bullnose

600 x 300 x 30/ 50mm
with an over-lip

Step Treads:
600 x 450 x 40mm
with full bullnose

Standard items:
90° Square & 6" Radius Corners
4ft & 5ft Roman Ends are made to order

Cut to size and bespoke profile available.

Bespoke:
Free-form shaped copings & bespoke stone work
are made to measure in-house.
Site template service available.

Natural stone varies in both colour and texture.
The appearance of the stone will change when wet,
enhancing the natural tones within the stone.

SLIP
3
DRY
C
WET
CE
APPROVED
FROST RESISTANT
BESPOKE PIECES



Natural Stone

Limestone - Fossil Pearl (Tumbled + Grip)

This very dense limestone with its beige/grey tones and wonderful fossil markings, has been tumbled and etched to create an elegantly aged and slip resistant stone, perfect for any swimming pool or landscaping project.



Tiles:
900 x 600 x 20mm

Paving:
900 x 600 x 30mm

Swimming Pool Copings:
600 x 300 x 40mm
with full bullnose

Step Treads:
600 x 450 x 40mm
with full bullnose

Standard items:
90° Square & 6” Radius Corners
4ft & 5ft Roman Ends are made to order

Cut to size and bespoke profile available.

Bespoke:
Free-form shaped copings & bespoke stone work are made to measure in-house.
Site template service available.

Natural stone varies in both colour and texture. The appearance of the stone will change when wet, enhancing the natural tones within the stone.

SLIP
3
DRY
C
WET
CE
APPROVED
FROST RESISTANT
BESPOKE PIECES



Natural Stone
Limestone - Fossil Grey (Tumbled + Grip)

A dense fossil limestone with grey tones. Its slip resistant finish and softly tumbled edges is ideal for indoor and outdoor projects.



Tiles:
900 x 600 x 20mm

Paving:
900 x 600 x 30mm

Swimming Pool Copings:
600 x 300 x 40mm
with full bullnose
600 x 300 x 30/50mm
with an over-lip

Step Treads:
600 x 450 x 40mm
with full bullnose

Standard items:
90° Square & 6" Radius Corners
4ft & 5ft Roman Ends are made to order
Cut to size and bespoke profile available.

Bespoke:
Free-form shaped copings & bespoke stone work are made to measure in-house.
Site template service available.

Natural stone varies in both colour and texture.
The appearance of the stone will change when wet, enhancing the natural tones within the stone.

SLIP
3
DRY
C
WET
CE
APPROVED
FROST RESISTENT
BESPOKE PIECES

Natural Stone
**Limestone - Dunster Grey
(Sandblasted & Antiqued)**

This stunning, light grey Moroccan limestone, has been hand finished to create a luxurious slip resistant finish for any internal or external project.



Tiles:

500 x random length x 20mm

Paving:

500 x random length x 30mm

Swimming Pool Copings:

610 x 330 x 50mm
with an aged pencil

Step Treads:

610 x 450 x 50mm
with an aged pencil

Standard items:

90° Square & 6" Radius Corners

4ft & 5ft Roman Ends are made to order

Cut to size and bespoke profile available.

Bespoke:

Free-form shaped copings & bespoke stone work are made to measure in-house.

Site template service available.

Natural stone varies in both colour and texture.
The appearance of the stone will change when wet,
enhancing the natural tones within the stone.

SLIP
3
DRY
C
WET
CE
APPROVED

FROST RESISTANT

BESPOKE PIECES

Natural Stone
**Limestone - Audley Beige
(Sandblasted & Antiqued)**

This wonderfully hand finished Moroccan Limestone, with its soft beige tones & slip resistant finish is ideal for any indoor our outdoor pool project.



Tiles:

500 x random length x 20mm

Paving:

500 x random length x 30mm

Swimming Pool Copings:

610 x 330 x 50mm
with an aged pencil

Step Treads:

610 x 450 x 50mm
with an aged pencil

Standard items:

90° Square & 6" Radius Corners

4ft & 5ft Roman Ends are made to order

Cut to size and bespoke profile available.

Bespoke:

Free-form shaped copings & bespoke stone work are made to measure in-house.

Site template service available.

Natural stone varies in both colour and texture.
The appearance of the stone will change when wet,
enhancing the natural tones within the stone.

SLIP
3
DRY
C
WET
CE
APPROVED

FROST RESISTANT

BESPOKE PIECES



Natural Stone
Limestone - Barton Ash (Tumbled)

This olive/grey stone is gently undulated and has a tumbled surface with sawn edges for a wonderfully rustic, traditional look. This can be used for both indoor and outdoor projects



Paving / Tiles:

560 x random length x 22mm
(420, 560, 700, 840mm calibrated)

Single size 900 x 600 x 20mm
(Calibrated)

Swimming Pool Copings:

600 x 300 x 40mm
with full bullnose

Step Treads:

600 x 450 x 40mm
with full bullnose

Standard items:

90° Square & 6" Radius Corners
4ft & 5ft Roman Ends are made to order
Cut to size and bespoke profile available.

Bespoke:

Free-form shaped copings & bespoke stone work
are made to measure in-house.

Site template service available.

Natural stone varies in both colour and texture. The appearance
of the stone will change when wet, enhancing the natural tones
within the stone.

SLIP
3
DRY
C
WET
CE
APPROVED
FROST RESISTENT
BESPOKE PIECES



Natural Stone
Limestone - Downton (Tumbled + Part Honed)

This olive/grey and buff tone stone is gently undulated and has been tumbled and part honed for a wonderfully understated and rustic traditional look. This can be used for both indoor and outdoor projects.



Paving / Tiles:

560 x random length x 22mm
(420, 560, 700 & 840mm calibrated)

Single size 900 x 600 x 22mm
(calibrated)

Swimming Pool Copings:

600 x 300 x 40mm
with full bullnose

Step Treads:

600 x 450 x 40mm
with full bullnose

Standard items:

90° Square & 6" Radius Corners

4ft & 5ft Roman Ends are made to order

Cut to size and bespoke profile available.

Bespoke:

Free-form shaped copings & bespoke stone work are made to measure in-house.

Site template service available.

Natural stone varies in both colour and texture. The appearance of the stone will change when wet, enhancing the natural tones within the stone.

SLIP
3
DRY
C
WET
CE
APPROVED
FROST RESISTANT
BESPOKE PIECES



Natural Stone
Travertine - (Tumbled + Unfilled)

Our light cream/honey-toned Tumbled & Unfilled Travertine is full of natural character and texture, creating a wonderful rustic look to any indoor or outdoor project.



Tiles:
610 x 406 x 12mm

Paving:
610 x 406 x 30mm

Swimming Pool Copings:
610 x 305 x 30mm
with full bullnose

Step Treads:
610 x 406 x 30mm
with full bullnose

Standard items:
90° Square & 6" Radius Corners
4ft & 5ft Roman Ends are made to order

Cut to size and bespoke profile available.

Bespoke:
Free-form shaped copings & bespoke stone work are made to measure in-house.
Site template service available.

Natural stone varies in both colour and texture.
The appearance of the stone will change when wet, enhancing the natural tones within the stone.

SLIP
3
DRY
C
WET
CE
APPROVED
FROST RESISTANT
BESPOKE PIECES



Natural Stone
Sandstone - Cotswold Mint (Riven)

Our Cotswold Mint Riven Sandstone has been hand selected and calibrated to ensure only the best quality mint and light buff tones are chosen to create a wonderfully rustic and yet uplifting landscape.



Paving:

600 Series Mixed Patio Pack.
16.74m² coverage per pack.
22mm thick - calibrated
(See page 118 for laying pattern)

Single size 900 x x 600 x 22mm
(calibrated)

Swimming Pool Copings:

600 x 225 x 40mm

600 x 300 x 40mm
with full bullnose

Step Treads:

600 x 450 x 40mm
with full bullnose

Standard items:

90° Square & 6" Radius Corners

4ft & 5ft Roman Ends are made to order

Cut to size and bespoke profile available.

Bespoke:

Free-form shaped copings & bespoke stone work
are made to measure in-house.

Site template service available.

Natural stone varies in both colour and texture. Sandstone in particular will not be consistent in colour. The appearance of the stone will change when wet, enhancing the natural tones within the stone.

SLIP
3
DRY
C
WET
CE
APPROVED
FROST RESISTANT
BESPOKE PIECES



Natural Stone
Sandstone - Raj (Riven)

This very popular riven sandstone contains subtle olive tones enhanced with a blend of warm browns and greys. It is the perfect, more affordable alternative to English York Stone. Ideal for any outdoor landscaping or swimming pool project.



Paving:

600 Series Mixed Patio Pack.
16.74m² coverage per pack.
22mm thick - calibrated
(See page 118 for laying pattern)

Swimming Pool Copings:

600 x 300 x 40mm
with full bullnose

Step Treads:

600 x 450 x 40mm
with full bullnose

Standard items:

90° Square & 6" Radius Corners

4ft & 5ft Roman Ends are made to order

Cut to size and bespoke profile available.

Bespoke:

Free-form shaped copings & bespoke stone work are made to measure in-house.

Site template service available.

Natural stone varies in both colour and texture. Sandstone in particular will not be consistent in colour. The appearance of the stone will change when wet, enhancing the natural tones within the stone.

SLIP
3
DRY
C
WET
CE
APPROVED
FROST RESISTANT
BESPOKE PIECES



Natural Stone
Sandstone - Georgian Antique (Riven + Tumbled)

This natural riven grey sandstone has been tumbled to create an antique look, perfect for any pool surround and landscape project, with a traditional or vintage style.



Paving:

600 Series Mixed Patio Pack.
 16.74m² coverage per pack.
 22mm thick - calibrated
 (See page 118 for laying pattern)
 Single size 900 x 600 x 22mm
 (Calibrated)

Swimming Pool Copings:

600 x 300 x 40mm
 with full bullnose

Step Treads:

600 x 450 x 40mm
 with full bullnose

Standard items:

90° Square & 6" Radius Corners
 4ft & 5ft Roman Ends are made to order

Cut to size and bespoke profile available.

Bespoke:

Free-form shaped copings & bespoke stone work are made to measure in-house.

Site template service available.

Natural stone varies in both colour and texture. Sandstone in particular will not be consistent in colour. The appearance of the stone will change when wet, enhancing the natural tones within the stone.

SLIP
3
DRY
C
WET
CE
APPROVED
FROST RESISTANT
BESPOKE PIECES





Natural Stone
Sandstone - Hawksworth (Riven + Tumbled)

This dark grey and golden riven sandstone, has been heavily tumbled to create a wonderfully authentic, slip resistant natural stone for any external project.



Paving:

900 x 600mm x 22mm
(calibrated)

Swimming Pool Copings:

600 x 300 x 40mm
with full bullnose

Step Treads:

600 x 450 x 40mm
with full bullnose

Standard items:

90° Square & 6" Radius Corners

4ft & 5ft Roman Ends are made to order

Cut to size and bespoke profile available.

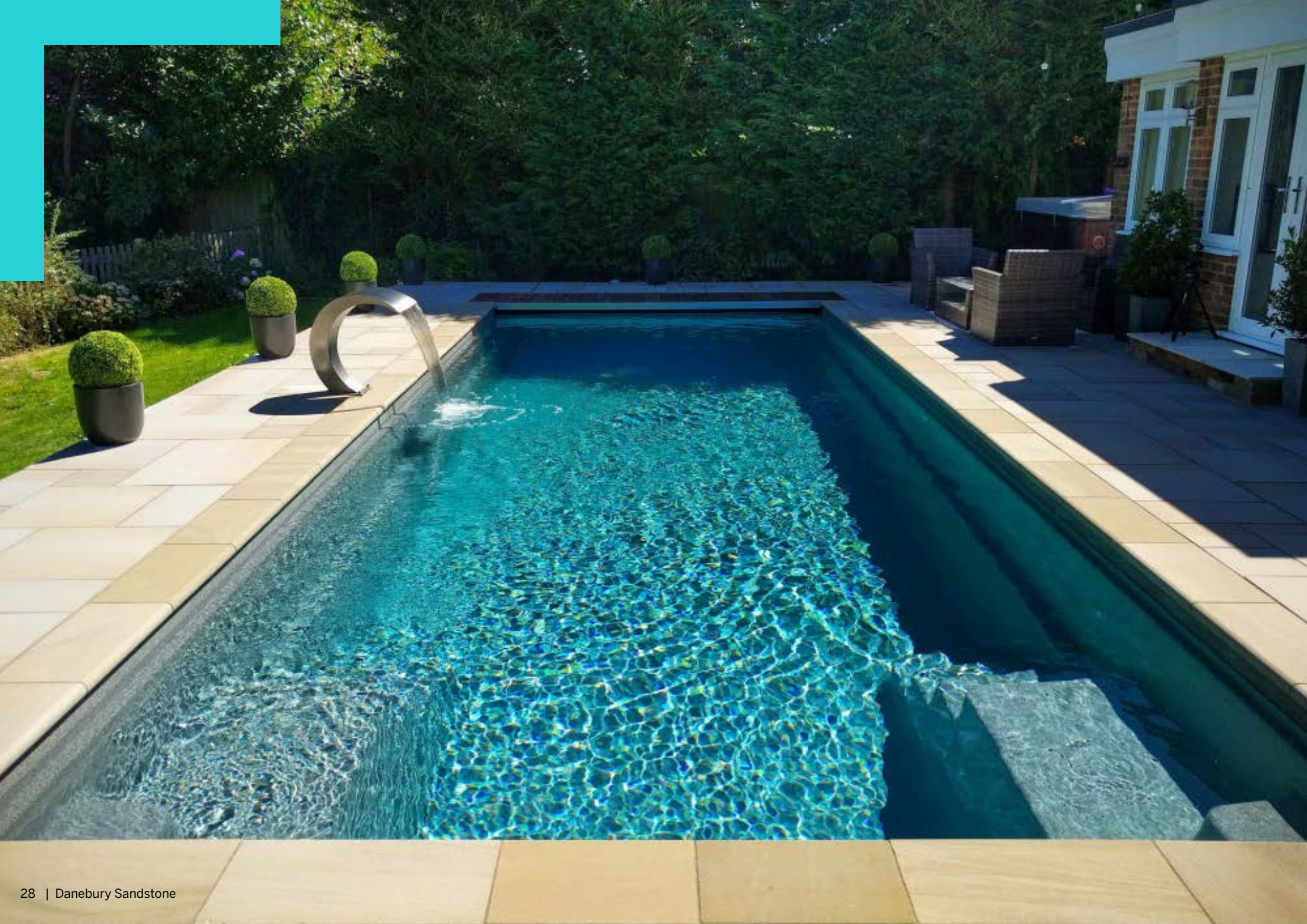
Bespoke:

Free-form shaped copings & bespoke stone work are made to measure in-house.

Site template service available.

Natural stone varies in both colour and texture. Sandstone in particular will not be consistent in colour. The appearance of the stone will change when wet, enhancing the natural tones within the stone.

SLIP
3
DRY
C
WET
CE
APPROVED
FROST RESISTENT
BESPOKE PIECES



Natural Stone
Sandstone - Danebury (Honed)

This honed sandstone with a combination of mint and buff tones is ideal for any contemporary or traditional landscaping or swimming pool project.



Paving:

Heritage Mixed Pack Paving.
16.98m² coverage per pack.
22mm thick - calibrated
(See page 118 for laying pattern)

Single size 900 x 600 x 22mm
(calibrated)

Swimming Pool Copings:

600 x 300 x 40mm
with full bullnose

Step Treads:

600 x 450 x 40mm
with full bullnose

Standard items:

90° Square & 6" Radius Corners
4ft & 5ft Roman Ends are made to order

Cut to size and bespoke profile available.

Bespoke:

Free-form shaped copings & bespoke stone work
are made to measure in-house.
Site template service available.

Natural stone varies in both colour and texture. Sandstone in particular will not be consistent in colour. The appearance of the stone will change when wet, enhancing the natural tones within the stone.

SLIP
3
DRY
C
WET
CE
APPROVED
FROST RESISTANT
BESPOKE PIECES





Natural Stone
Sandstone - Leckford (Sawn + Lightly Sandblasted)

A wonderfully elegant sandstone with buff to grey tones and lightly sandblasted textured surface for slip resistance. It has the charm of a traditional English yorkstone. A stylish choice for any landscape or swimming pool project.



Paving:

900 x 600 x 30mm
 Other paving sizes available on request.

Swimming Pool Copings:

600 x 300 x 40mm
 with full bullnose

Step Treads:

600 x 450 x 40mm
 with full bullnose

Standard items:

90° Square & 6" Radius Corners
 4ft & 5ft Roman Ends are made to order

Cut to size and bespoke profile available.

Bespoke:

Free-form shaped copings & bespoke stone work are made to measure in-house.

Site template service available.

Natural stone varies in both colour and texture. The appearance of the stone will change when wet, enhancing the natural tones within the stone.





Natural Stone
York Stone

Our York Stone direct from the Yorkshire quarries is of the highest quality. Available in both Sawn & Natural Riven finish, this is without doubt one of the most classic natural stones from the UK.



Paving:

Set Widths x Random Lengths x 50 - 75mm
(Set widths of 400,500,600mm)
Riven Finish

Set Width (600) x Random Length x 50mm
Sawn Finish

Swimming Pool Copings:

Sawn only

600 x 300 x 50mm
with full bullnose

Step Treads:

Sawn only

600 x 450 x 50mm
with full bullnose

Standard items:

90° Square & 6" Radius Corners
4ft & 5ft Roman Ends are made to order

Cut to size and bespoke profile available.

Bespoke:

Free-form shaped copings & bespoke stone work are made to measure in-house.

Site template service available.

Natural stone varies in both colour and texture. Sandstone in particular will not be consistent in colour. The appearance of the stone will change when wet, enhancing the natural tones within the stone.

SLIP
3
DRY
C
WET
CE
APPROVED
FROST RESISTANT
BESPOKE PIECES



Natural Stone
**Marble - Silver Cloud
 (Sawn + Lightly Sandblasted)**

This beautiful white marble with its soft sandblasted textured surface is both stylish and modern. Perfect for any indoor or outdoor project.



Paving / Tiles:
 600 x 600 x 20mm

Swimming Pool Copings:
 600 x 300 x 30mm
 with full bullnose

Standard items:
 90° Square & 6" Radius Corners
 4ft & 5ft Roman Ends are made to order
 Cut to size and bespoke profile available.

Bespoke:
 Free-form shaped copings & bespoke stone work are made to measure in-house.
 Site template service available.

Natural stone varies in both colour and texture. The appearance of the stone will change when wet, enhancing the natural tones within the stone.



SLIP
3
DRY
C
WET
CE
APPROVED
FROST RESISTANT
BESPOKE PIECES



Natural Stone
**Marble - Silver Grey
(Sawn + Lightly Sandblasted)**

The beautiful marble with its modern grey tones, has been sandblasted for a truly stylish surround for any pool project.



Paving / Tiles:
600 x 600 x 20mm

Swimming Pool Copings:
600 x 300 x 30mm
with full bullnose


Standard items:
90° Square & 6" Radius Corners
4ft & 5ft Roman Ends are made to order
Cut to size and bespoke profile available.

Bespoke:
Free-form shaped copings & bespoke stone work are made to measure in-house.
Site template service available.

Natural stone varies in both colour and texture.
The appearance of the stone will change when wet, enhancing the natural tones within the stone.



SLIP
3
DRY
C
WET
CE
APPROVED
FROST RESISTANT
BESPOKE PIECES



Natural Stone
**Marble - Hampton
 (Sawn + Lightly Sandblasted)**

If pure indulgence is what you are after, this is it. This beautiful cream marble, with its waves of white veins and sandblasted finish, will create that pure opulence to any internal or external project.



Tiles:
 Single Size: 610 x 610 x 15mm

Paving:
 Single Size 610 x 610 x 30mm

Swimming Pool Copings:
 610 x 305 x 30mm
 with full bullnose

Standard items:
 90° Square & 6" Radius Corners
 4ft & 5ft Roman Ends are made to order
 Cut to size and bespoke profile available.

Bespoke:
 Free-form shaped copings & bespoke stone work are made to measure in-house.
 Site template service available.


Natural stone varies in both colour and texture.
 The appearance of the stone will change when wet, enhancing the natural tones within the stone.

SLIP
3
DRY
C
WET
CE
APPROVED
BESPOKE PIECES



Natural Stone
NEW Granite - Trevose Black (Flamed)

This stunning black granite with its flamed finish is the ideal stone for modern swimming pool surrounds and terraces.



Tiles:
 600 x 600 x 20mm

Paving:
 600 x 600 x 30mm

Swimming Pool Copings:
 600 x 300 x 30mm
 with full bullnosed edge (flamed)
 600 x 300 x 30/50mm
 with an over-lip

Steps:
 600 x 600 x 30mm
 with full bullnosed edge (flamed)

Standard items:
 90° Square & 6" Radius Corners
 4ft & 5ft Roman Ends are made to order
 Cut to size and bespoke profile available.

Bespoke:
 Free-form shaped copings & bespoke stone work
 are made to measure in-house.
 Site template service available.

Natural stone varies in both colour and texture. The appearance of the stone will change when wet, enhancing the natural tones within the stone.

SLIP
3
DRY
C
WET
CE
APPROVED
FROST RESISTANT
BESPOKE PIECES

Natural Stone - Finishes.

Our natural stone range has been finely selected from countries world-wide and includes high quality Granite, Marble, Limestone, Travertine and Sandstone. All of which are available in various finishes and thicknesses:

Part of the beauty of natural stone is its tonal variation and organic properties. Being such a versatile material we are able to apply many finishes to the stone to create the following finishes:



Honed
A lightly polished surface using sand/water to remove any saw marks, resulting in a nice clean and smooth finish.

Sandblasted
A shot-blast media is fired at high pressure onto the stone resulting in a lightly textured surface with an increased slip resistance.

Riven / Natural Cleft
A natural undulated surface of layered stone (sandstone/ slate) with natural variations.



Tumbled
Tumbled in machines filled with pebbles creating an appearance of a naturally time-aged worn surface.

Antique
Partly honed and then tumbled to create that aged look with a more muted finish.

Satin
Honed and then sandblasted for a greater slip resistant finish. An acid wash is then applied to enhance the colour of the stone.



Flamed
Using a mixture of heat and water, the stone is flamed to create a rugged textured surface, increasing slip resistance. Generally applied to Granite and Basalt.

Sawn
Straight cut edge tiles, with light sawn markings.

Tumbled Grip
Tumbled as above and then washed with acid to lightly etch the stone surface for a slip resistant finish.

Deck Level Grilles

A deck level pool / overflow pool is where the water's edge is the same level as the deck or patio and flows into a grate around the perimeter. A continuous gutter is fitted around the perimeter of the swimming pool, which acts as a skimmer, constantly flowing excess water into a balance tank and back through the circulation system. Cranbourne Stone have created a wide range of stylish and highly functional, removable Grille systems to sit on top of the gulley.



Deck Level Grilles
Stonetech Deck Level Grilles

We are delighted to become the UK's exclusive distributor for Stonetech Pools products. Stonetech have two factories in Greece. Using their fully automated technologically advanced machinery for cutting process of Natural Stone, the company achieves high production standards, satisfying even the most demanding needs.

The 3-piece module system is made to SPATA standards and with its sandblasted finish is suitable for both residential and commercial pool projects.

By stocking standard size grille systems in three materials in the UK, this will reduce the long lead times normally incurred in deck level grille orders.



Dished Grille
with slots



2 x Linear Grille



Slotted Grille



◆ STOCK PRODUCTS ◆



FOSSIL PEARL



SILVER CLOUD



SILVER GREY

◆ ALTERNATIVE STONE ◆

Available on special order



ALIVERI GREY



CALIFORNIA HONEY



KAVALAS


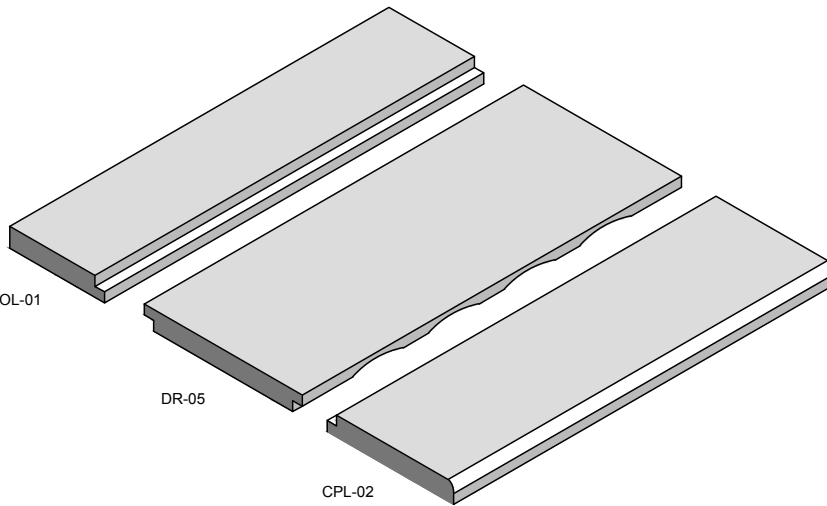


MOCCA

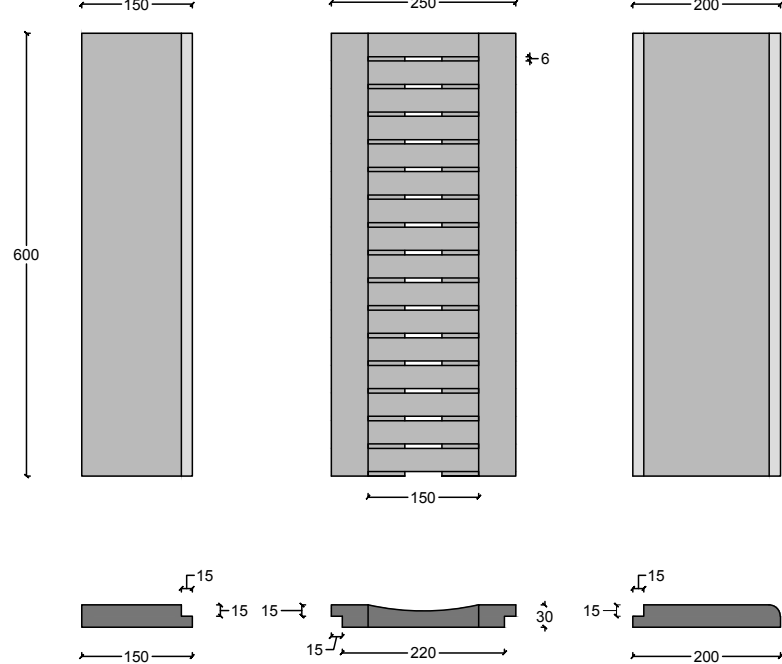
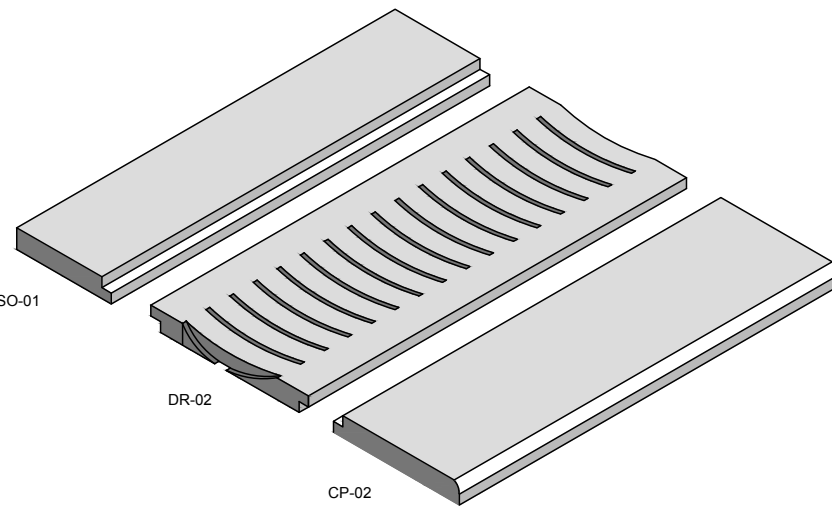


SUNNY

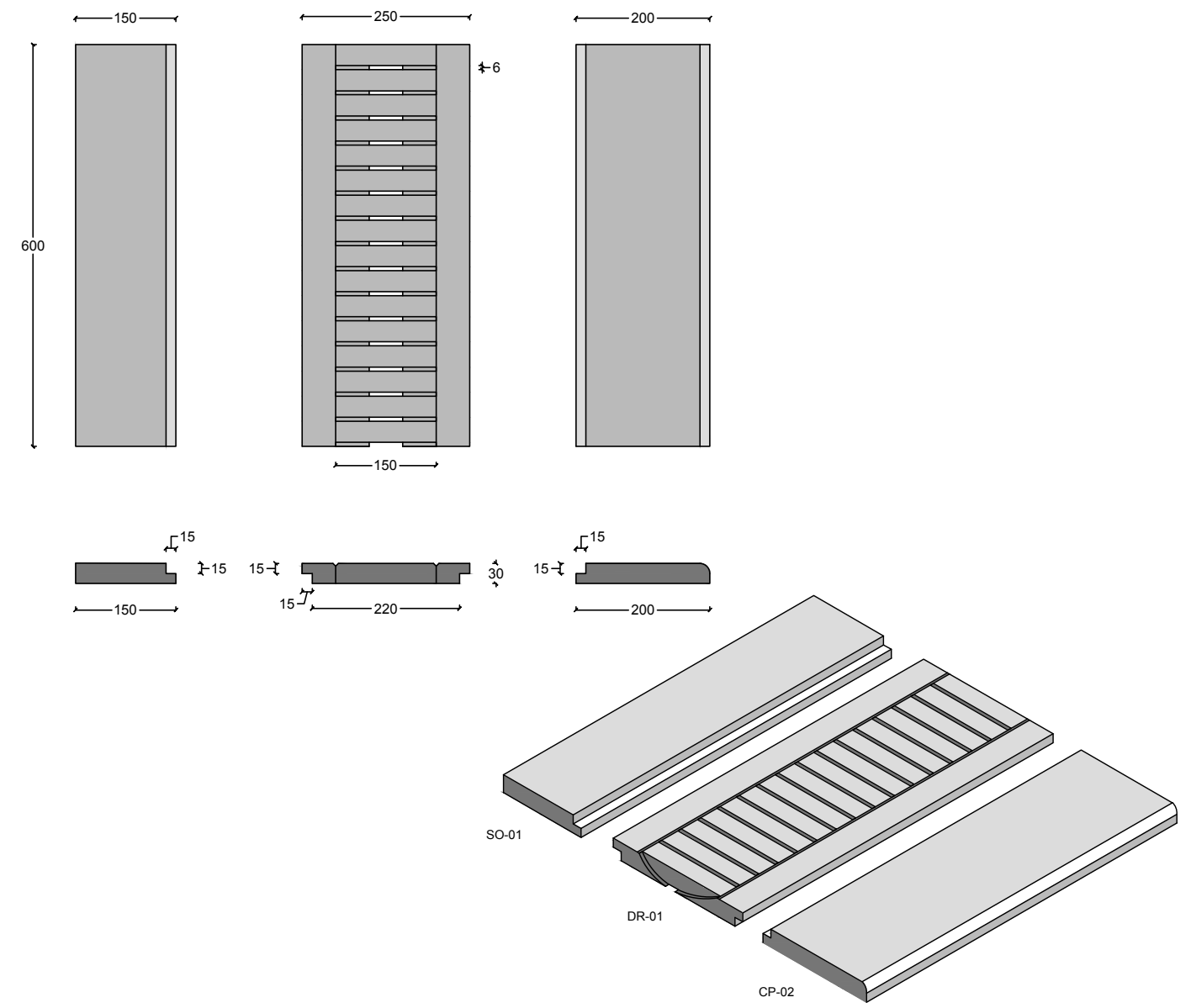
Deck Level Grilles
Stonetech 2x Slot Grille




Deck Level Grilles
Stonetech Dished Grille



Deck Level Grilles
Stonetech Slotted Grille



Deck Level Grilles
Stonetech Gallery




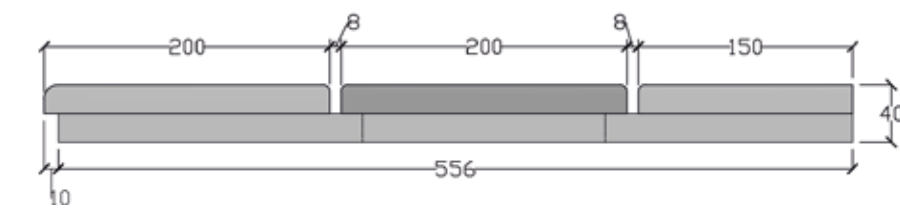
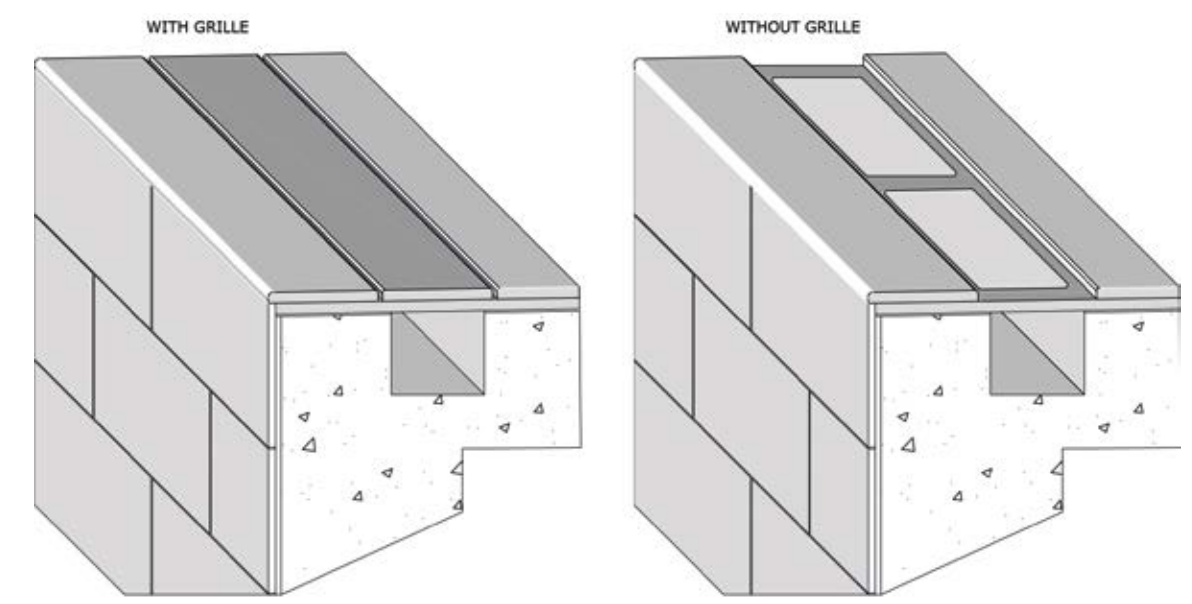


Deck Level Grilles 2x Slot Mono Grille

The 2x slot Linear Grille is a one-piece grille system with removable grille section, giving the look of a 3 piece module, but with the structural support of the under-frame and the unique anti-rocking grille piece, creating a stunning solution for both indoor and outdoor deck level pools.

Available in our full range of grip finish porcelain and Lapitec®.

These are made to order in-house, from our wide range of grip porcelain.



Deck Level Grilles
Lapitec®

Cranbourne Stone Ltd have developed a new range of deck level grilles, providing style and elegance with superior mechanical and physical properties.

Utilising our vast experience as the leading provider of natural stone swimming pool copings and grilles, we have now extended our range to include three of our most popular deck level grilles manufactured from Lapitec® - a full bodied and almost indestructible sintered stone.

Pool builders and architects will benefit from the knowledge of a “bullet proof” ‘fit for purpose’ material, that offers a high level of anti-slip, and chemical resistance.



Bianco Artico



Perfect for Paving and Pool Cladding. Cut to size service available.

As an approved fabricator, Cranbourne Stone Ltd are able to cut Lapitec® to size utilising our 5-axis waterjet and CNC Machinery.

Our expert stone masons are able to apply different edging profiles from bullnosed steps to bonded overlap.

Large format slabs • Paving/Tiles supplied in 12, 20 and 30mm • Up to R13 slip rating

A truly versatile material:
7 different finishes
10 year product guarantee
11 colours to choose from

Impervious to the outside elements:
Fade resistant
Non porous
Self cleaning

	Scratch resistant	EN14617-4
	Water absorption	0.1%
	Anti-bacterial	Biocare
	Slab sizes	3365 x 1500mm
	Thickness	12, 20, 30mm
	Heat resistant	A1
	Impact resistant	2.9 joule

	Flexural strength	53N/mm ²
	Frost resistant	yes
	Coefficient of linear thermal expansion	6.3 x 10 ⁻⁶ °C ⁻¹
	Resistant to acid & alkali	C4
	Thermal conductivity	1.3 W/m °K
	Resistant to compression	230-250 N/mm ²
	Fade resistant	yes





Deck Level Grilles

Bespoke Deck Level Grilles

Cranbourne Stone's Bespoke Deck Level Grilles will add complete uniqueness, style and class to any individual pool.

Every set commissioned is made to the client's specification. Made in a variety of natural stone, porcelain and Lapitec®.

By using digital measuring equipment to take detailed measurements of any free-form / obscure shaped pool, Cranbourne are able to create precision CAD drawings and cutting schedules to create unique bespoke grille systems for any pool project.

Working to SPATA standards (Swimming Pool and Allied Trades Association), all bespoke deck level grilles made in-house using state of the art 5-axis CNC and waterjet machinery.

Our grilles are manufactured as a 'three-piece' module which includes the coping/beach as well as the bedding/backing stone. Each module has been designed so that the grille section can be removed, allowing easy access to the drainage channel below.

Linear Slot:


This grille has two linear slots running down the length. Our unique design allows water to flow away into a concealed drainage system. A very modern pool grille with a minimalistic look.

Contemporary:

The contemporary grille offers a stylish finish to the pool surround. Precision designed, it features a series of slots and flute grooves to minimise the wash of water onto the surrounding deck.

Dished:

With busy pools in mind, the gentle dish formed along the grille piece guides the water into the slots. A highly functional grille module that offers a luxurious solution with increased flow.



Deck Level Grilles
Gallery



Dished Grille




Dished Grille



Linear Slot Grille



2 x Slot Mono Grille



Contemporary Grille



Contemporary Grille

Porcelain

Porcelain tiles are made from a mix of natural clay and finely ground sand, which is then pressed and fired at a very high temperature. Each design is baked onto the body of the surface of the tile, to create natural looking tiles, which are durable, resistant to moss and mould, and easy to keep clean.



Porcelain Range

Our range includes 10 and 20mm thick tiles with a grip (slip-resistant finish) perfect for external projects, swimming pool surrounds and landscaping projects and 10mm complementing tiles with a smoother finish, perfect for internal floor/wall and pool tanks. Not only does the Porcelain create a perfectly contemporary finish to your project it is also highly durable, resistant to moss, mould and easy to keep clean. Utilising our waterjet and profiling machinery we are able to cut and shape porcelain effortlessly.

Premium Range

This 20mm thick porcelain, with its R11 slip resistant finish and wide variety of natural stone looking prints is perfect for any interior or exterior project. With this range of Porcelain being stocked in our Hampshire factory, we are able to produce Pool Copings and bespoke pieces in-house with quick lead times to suit you.

Elegance Range

Why not bring the inside out, with our range of 20mm and 10mm Elegance Porcelain tiles. With both R11 grip finishes in both thicknesses and a honed finish in 10mm for indoor areas, let your eyes flow through the house, keeping the stylish Italian look whilst being safe at the same time.

Opulence Range

Make your indoor projects as luxurious as possible with our 10mm grip and honed porcelain selection. Creating a modern and highly stylish look has never been easier, with this Opulence Range of handpicked Italian Porcelain Tiles.

Wood Porcelain Range

Wanting to create a contemporary, organic look without the hassle of high maintenance? Then look no further with our Wood Porcelain range available in both 20mm and 10mm. These porcelain tiles has been inspired by natural wooden planks providing a fresh timber feel for your home.

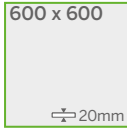
Mosaic Range

Perfect for swimming pool lining, our porcelain mosaic range has a variety of colour options available to create your desired water colour. With matching large format tiles availbe in the same colour, they are the best way to create a seamless finish inside the pool and throughout the surround.

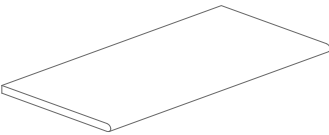


Premium Range - Porcelain

Available Sizes



Ext R11 Grip



Bullnose coping 20mm

Bullnosed Copings

600 x 298 x 20mm

Pencil Edge Step Treads

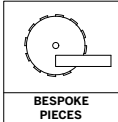
600 x 600 x 20mm

Standard Items

90° square & 150mm radius corners

4ft & 5ft roman ends are made to order.

Cut to size and bespoke profiles also available



Sirmione (Grip)



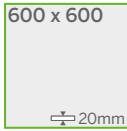
Lonato Grey (Grip)



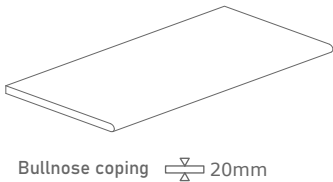


Premium Range - Porcelain

Available Sizes



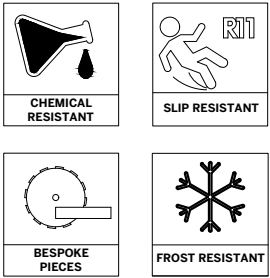
Ext R11 Grip




Namur Light (Grip)

Bullnosed Copings
600 x 298 x 20mm
Pencil Edge Step Treads
600 x 600 x 20mm
Standard Items
90° square & 150mm radius corners
4ft & 5ft roman ends are made to order.
Cut to size and bespoke profiles also available

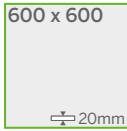
Namur Dark (Grip)



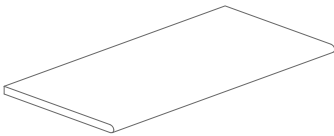


Premium Range - Porcelain

Available Sizes

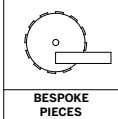


Ext R11 Grip



Bullnose coping 20mm

Bullnosed Copings
600 x 298 x 20mm
Pencil Edge Step Treads
600 x 600 x 20mm
Standard Items
90° square & 150mm radius corners
4ft & 5ft roman ends are made to order.
Cut to size and bespoke profiles also available




Boston (Grip)

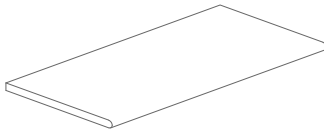


Premium Range - Porcelain

Available Sizes



Ext R11 Grip



Bullnose coping 20mm

Bullnosed Copings

600 x 298 x 20mm

Pencil Edge Step Treads

600 x 600 x 20mm

Standard Items

90° square & 150mm radius corners

4ft & 5ft roman ends are made to order.

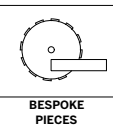
Cut to size and bespoke profiles also available



CHEMICAL RESISTANT



SLIP RESISTANT



BESPOKE PIECES



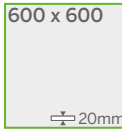
FROST RESISTANT

Galway Grey (Grip)

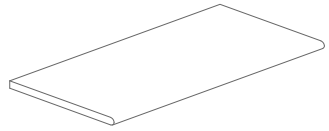


Premium Range - Porcelain

Available Sizes



Ext R11 Grip



Bullnose coping 20mm

Bullnosed Copings

600 x 298 x 20mm

Pencil Edge Step Treads

600 x 600 x 20mm

Standard Items

90° square & 150mm radius corners

4ft & 5ft roman ends are made to order.

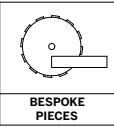
Cut to size and bespoke profiles also available



CHEMICAL RESISTANT



SLIP RESISTANT



BESPOKE PIECES



FROST RESISTANT

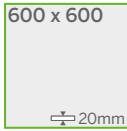
Popola Grey (Grip)



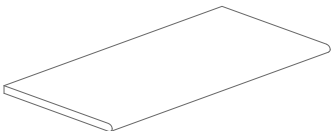


Premium Range - Porcelain

Available Sizes



Ext R11 Grip



Bullnose coping 20mm

Bullnosed Copings

600 x 298 x 20mm

Pencil Edge Step Treads

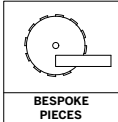
600 x 600 x 20mm

Standard Items

90° square & 150mm radius corners

4ft & 5ft roman ends are made to order.

Cut to size and bespoke profiles also available

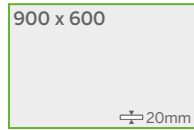


Donnacha (Grip)

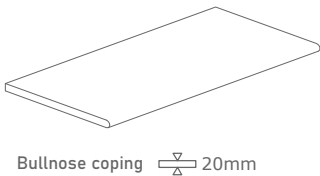


Premium Range - Porcelain

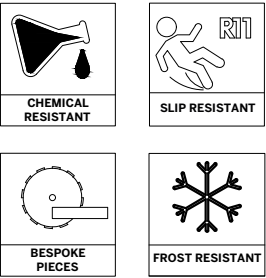
Available Sizes



Ext R11 Grip



Bullnosed Copings
900 x 298 x 20mm
Pencil Edge Step Treads
900 x 600 x 20mm
Standard Items
90° square & 150mm radius corners
4ft & 5ft roman ends are made to order.
Cut to size and bespoke profiles also available

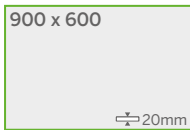


Canford Cream (Grip)

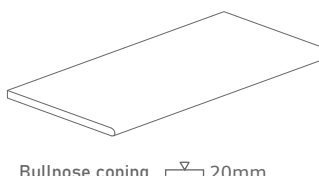


Premium Range - Porcelain

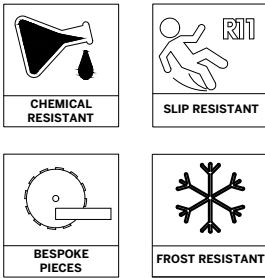
Available Sizes




Ext R11 Grip



Bullnosed Copings
900 x 298 x 20mm
Pencil Edge Step Treads
900 x 600 x 20mm
Standard Items
90° square & 150mm radius corners
4ft & 5ft roman ends are made to order.
Cut to size and bespoke profiles also available



Burley Black (Grip)



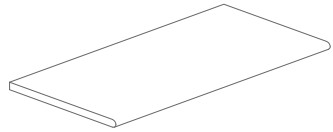


Premium Range - Porcelain

Available Sizes



Ext R11 Grip



Bullnose coping 20mm

Bullnosed Copings

900 x 298 x 20mm

Pencil Edge Step Treads

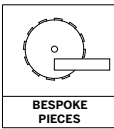
900 x 600 x 20mm

Standard Items

90° square & 150mm radius corners

4ft & 5ft roman ends are made to order.

Cut to size and bespoke profiles also available



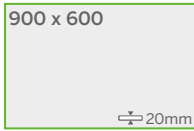
Rockford Quartz (Grip)





Elegance Range - Porcelain

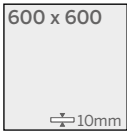
Available Sizes



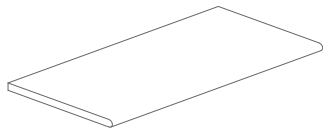
900 x 600
20mm



900 x 600
10mm



600 x 600
10mm



Bullnose coping 20mm

Ext R11 Grip Grip & Honed Honed Only

Bullnosed Copings

900 x 298 x 20mm

Pencil Edge Step Treads

900 x 600 x 20mm

Standard Items

90° square & 150mm radius corners

4ft & 5ft roman ends are made to order.

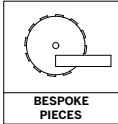
Cut to size and bespoke profiles also available



CHEMICAL
RESISTANT



SLIP RESISTANT



BESPOKE
PIECES



FROST RESISTANT


Cadiz Beige (Grip + Honed)



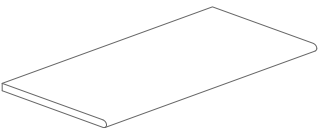


Elegance Range - Porcelain

Available Sizes

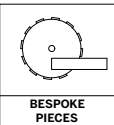


Ext R11 Grip Grip & Honed Honed Only



Bullnose coping 20mm

Bullnosed Copings
900 x 298 x 20mm
Pencil Edge Step Treads
900 x 600 x 20mm
Standard Items
90° square & 150mm radius corners
4ft & 5ft roman ends are made to order.
Cut to size and bespoke profiles also available



Caulfield Green (Grip + Honed)



Waterford Cream (Grip + Honed)



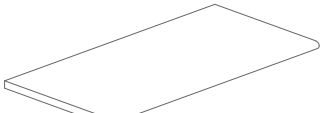


Elegance Range - Porcelain

Available Sizes



Ext R11 Grip Grip & Honed Honed Only



Bullnose coping 20mm

- Bullnosed Copings**
900 x 298 x 20mm
- Pencil Edge Step Treads**
900 x 600 x 20mm
- Standard Items**
90° square & 150mm radius corners
4ft & 5ft roman ends are made to order.
Cut to size and bespoke profiles also available

CHEMICAL RESISTANT

R11
SLIP RESISTANT

BESPOKE PIECES

FROST RESISTANT

Portland Cream (Grip + Honed)



Studland Beige (Grip + Honed)





Elegance Range - Porcelain

Available Sizes

900 x 600
±20mm

1200 x 600
±10mm

600 x 600
±10mm

900 x 450
±10mm

600 x 300
±10mm

Bullnose coping ±20mm

Ext R11 Grip

Grip & Honed

Honed Only

Bullnosed Copings
900 x 298 x 20mm

Pencil Edge Step Treads
900 x 600 x 20mm

Standard Items
90° square & 150mm radius corners
4ft & 5ft roman ends are made to order.
Cut to size and bespoke profiles also available

CHEMICAL
RESISTANT

SLIP RESISTANT

BESPOKE
PIECES

FROST RESISTANT

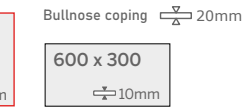
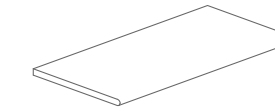
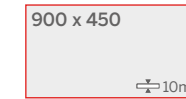
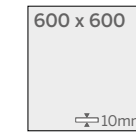

Meon Quartz (Grip + Honed)





Elegance Range - Porcelain

Available Sizes



Ext R11 Grip Grip & Honed Honed Only

Bullnosed Copings

900 x 298 x 20mm

Pencil Edge Step Treads

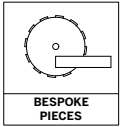
900 x 600 x 20mm

Standard Items

90° square & 150mm radius corners

4ft & 5ft roman ends are made to order.

Cut to size and bespoke profiles also available



Houghton Grey





Elegance Range - Porcelain

Available Sizes

900 x 600
±20mm

750 x 750
±10mm

1200 x 600
±10mm

600 x 600
±10mm

600 x 300
±10mm

Bullnose coping ±20mm

Ext R11 Grip Grip & Honed Honed Only

Bullnosed Copings
900 x 298 x 20mm

Pencil Edge Step Treads
900 x 600 x 20mm

Standard Items
90° square & 150mm radius corners
4ft & 5ft roman ends are made to order.
Cut to size and bespoke profiles also available


CHEMICAL RESISTANT

SLIP RESISTANT

BESPOKE PIECES

FROST RESISTANT

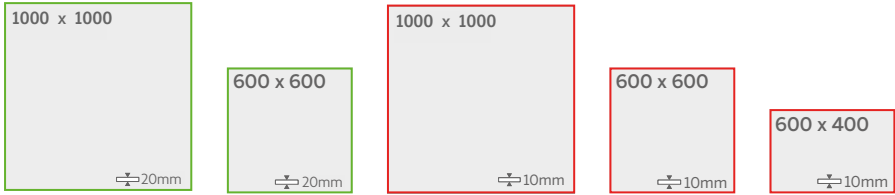
Awbridge Cream



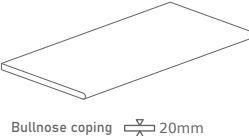


Elegance Range - Porcelain

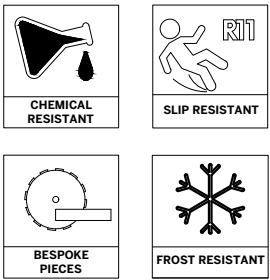
Available Sizes



Ext R11 Grip Grip & Honed Honed Only



Bullnosed Copings
1000 x 498 x 20mm
Pencil Edge Step Treads
1000 x 1000 x 20mm
Standard Items
90° square & 150mm radius corners
4ft & 5ft roman ends are made to order.
Cut to size and bespoke profiles also available



Wilton Beige



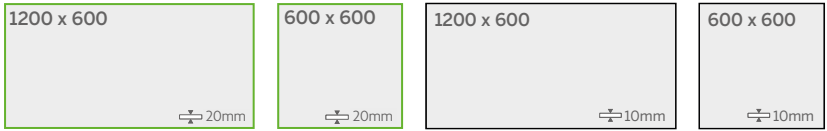
Sarum Grey



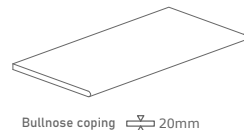


Elegance Range - Porcelain

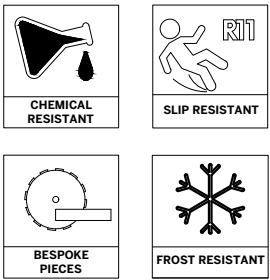
Available Sizes



Ext R11 Grip Grip & Honed Honed Only




Bullnosed Copings
600 x 298 x 20mm
Pencil Edge Step Treads
600 x 600 x 20mm
Standard Items
90° square & 150mm radius corners
4ft & 5ft roman ends are made to order.
Cut to size and bespoke profiles also available



Arbor Grey




Oswestry Beige



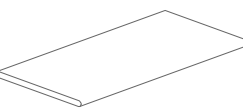


Elegance Range - Porcelain

Available Sizes



Ext R11 Grip Grip & Honed Honed Only



Bullnosed Copings

600 x 298 x 20mm

Pencil Edge Step Treads

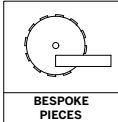
600 x 600 x 20mm

Standard Items

90° square & 150mm radius corners

4ft & 5ft roman ends are made to order.

Cut to size and bespoke profiles also available



Concrete Grey



Concrete Beige



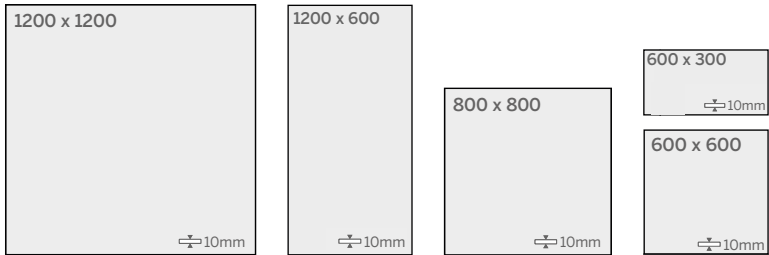
Concrete White



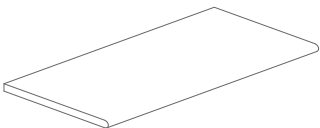


Opulence Range - Porcelain

Available Sizes

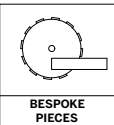


Ext R11 Grip Grip & Honed Honed Only



Bullnose coping 10mm

Half Bullnosed Copings
600 x 300 x 10mm
Standard Items
90° square & 150mm radius corners
4ft & 5ft roman ends are made to order.
Cut to size and bespoke profiles also available



Chedworth



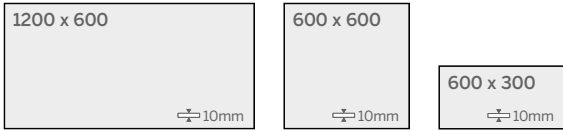
Fairford



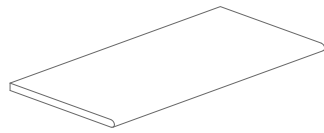


Opulence Range - Porcelain

Available Sizes



Ext R11 Grip Grip & Honed Honed Only



Bullnose coping 10mm

Half Bullnosed Copings
600 x 300 x 10mm
Standard Items
90° square & 150mm radius corners
4ft & 5ft roman ends are made to order.
Cut to size and bespoke profiles also available

CHEMICAL RESISTANT

SLIP RESISTANT

BESPOKE PIECES

FROST RESISTANT

Abbotsbury



Moreton



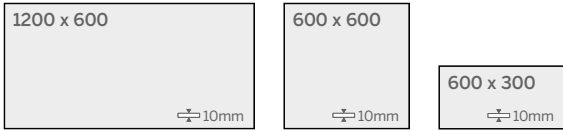
Lulworth



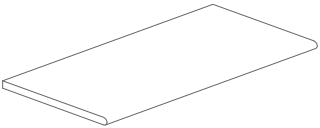


Opulence Range - Porcelain

Available Sizes

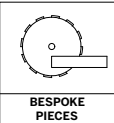


Ext R11 Grip Grip & Honed Honed Only



Bullnose coping 10mm

Half Bullnosed Copings
600 x 300 x 10mm
Standard Items
90° square & 150mm radius corners
4ft & 5ft roman ends are made to order.
Cut to size and bespoke profiles also available



Stanton Sands




Winterbourne Grey



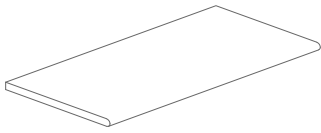


Wood - Porcelain

Available Sizes

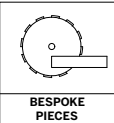


Ext R11 Grip Grip & Honed Honed Only



Bullnose coping 20mm

Bullnosed Copings
1200 x 300 x 20mm
Pencil Edge Step Treads
1200 x 400 x 20mm
Standard Items
90° square & 150mm radius corners
4ft & 5ft roman ends are made to order.
Cut to size and bespoke profiles also available



Holtwood Grey



Holtwood Red



Holtwood Buff





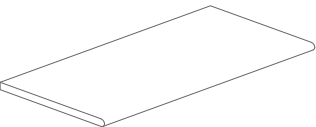
Wood - Porcelain

Available Sizes

1200 x 300
± 20mm

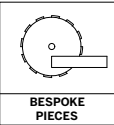
1200 x 200
± 10mm

Ext R11 Grip Grip & Honed Honed Only



Bullnose coping ± 20mm

Bullnosed Copings
1200 x 300 x 20mm
Pencil Edge Step Treads
1200 x 300 x 20mm
Cut to size and bespoke profiles also available



Trendwood Buff




Trendwood Dust



NEW Porcelain Mosaics

Perfect for swimming pool lining, our porcelain mosaic range has a variety of colour options available to create your desired water colour. With matching large format tiles available in the same colour, they are the best way to create a seamless finish inside the pool and throughout the surround.

Available Sizes



25 Range

Sheet - 300 x 300 mm

Peices - 25 x 25 mm

Thickness - 10mm

(sizes are nominal)



50 Range

Sheet - 300 x 300 mm


Peices - 50 x 50 mm

Thickness - 10mm

(sizes are nominal)


* See page 109 for pool water colour guidance

Concrete Grey



25

Concrete White



25

Concrete Beige



25

Portland Cream



50

Studland Beige



50

Wilton Beige



50

Meon Quartz



50

Houghton Grey



50

Sarum Grey



50

Porcelain Matrix Chart

RANGE	NAME	20mm						10mm																
		600x600	900x600	1000x1000	1200x300	1200x400	1200x600	600x300	600x400	600x600	750x750	800x800	900x200	900x300	900x450	900x600	1000x1000	1200x200	1200x300	1200x400	1200x600	1200x1200	Mosaics	
PREMIUM	Sirimione	X																						
	Lonato grey	X																						
	Namur light	X																						
	Namur dark	X																						
	Boston	X																						
	Galway grey	X																						
	Popola grey	X																						
	Donnacha	X																						
	Canford cream		X																					
	Rockford quartz		X																					
	Burley		X																					
ELEGANCE	Cadiz		X											X										
	Caulfield green		X																		X			
	Waterford cream		X																		X			
	Portland cream		X																					X
	Studland beige		X																					X
	Meon quartz		X																		X			X
	Houghton grey		X																		X			X
	Awbridge cream		X																		X			
	Sarum grey	X		X																				X
	Wilton beige	X		X																				X
	Arbor grey	X																			X			
	Oswestry beige	X																			X			
	Concrete grey	X		X																	X			X
	Concrete white	X		X																	X			X
	Concrete beige	X		X																	X			X
OPULENCE	Chedworth									X		X									X	X		
	Fairford									X		X									X	X		
	Abbotsbury									X											X			
	Moreton									X											X			
	Lulworth									X											X			
	Stanton sands									X		X									X			
	Winterbourne grey									X		X									X			
WOOD	Trendwood Buff				X												X							
	Trendwood Dust				X												X							
	Holtwood Buff						X																	
	Holtwood Red						X																	
	Holtwood Grey						X																	

X Denotes R11 grip X Denotes R10 honed only X Denotes available in R11 grip or R10 honed

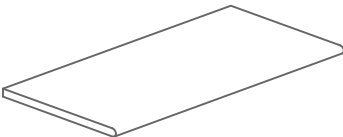
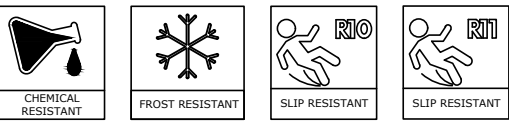
All sizes are nominal

Porcelain Bespoke Pieces

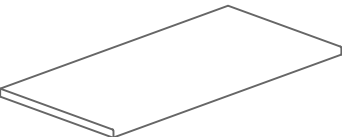
Porcelain tiles are made from a mix of natural clay and finely ground sand, which is then pressed and fired at a very high temperature. Each design is baked onto the body of the surface of the tile, to create natural looking tiles.

Our range includes 10 and 20mm thick tiles with a grip (slip-resistant finish) perfect for external projects, swimming pool surrounds and landscaping projects and 10mm complementing tiles with a smoother finish, perfect for internal floor/wall and pool tanks. Not only does the Porcelain create a perfectly contemporary finish to your project it is also highly durable, resistant to moss, mould and easy to keep clean. Utilising our waterjet and profiling machinery we are able to cut and shape porcelain effortlessly.

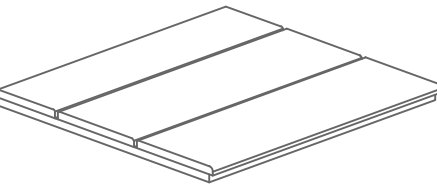
BESPOKE PIECES



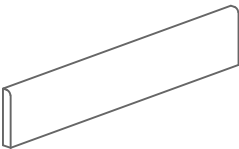
Bullnose coping 20mm



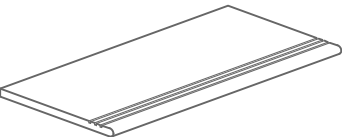
Pencil edge coping 10mm & 20mm



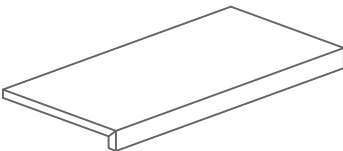
2x slot mono grille 40mm



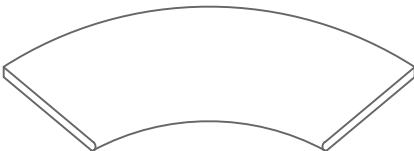
Skirting tile 10mm & 20mm



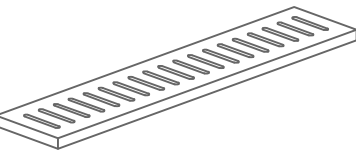
Bullnose gradino coping 20mm



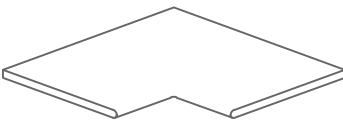
Drop edge coping 20mm



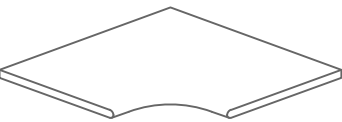
Radius coping 20mm



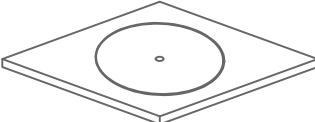
Drainage gully 20mm



Internal corner 20mm



Internal radius corner 20mm



Inspection covers 20mm

Swimming Pool Coping Options

Here are a selection of images to show the different coping styles.



Freeform bullnosed



Square Edge with pencil edge top & bottom



Porcelain Over-lip coping with automatic poolcover system



Full Bullnose with Automatic Cover channel



Full Bullnose with liner Lock

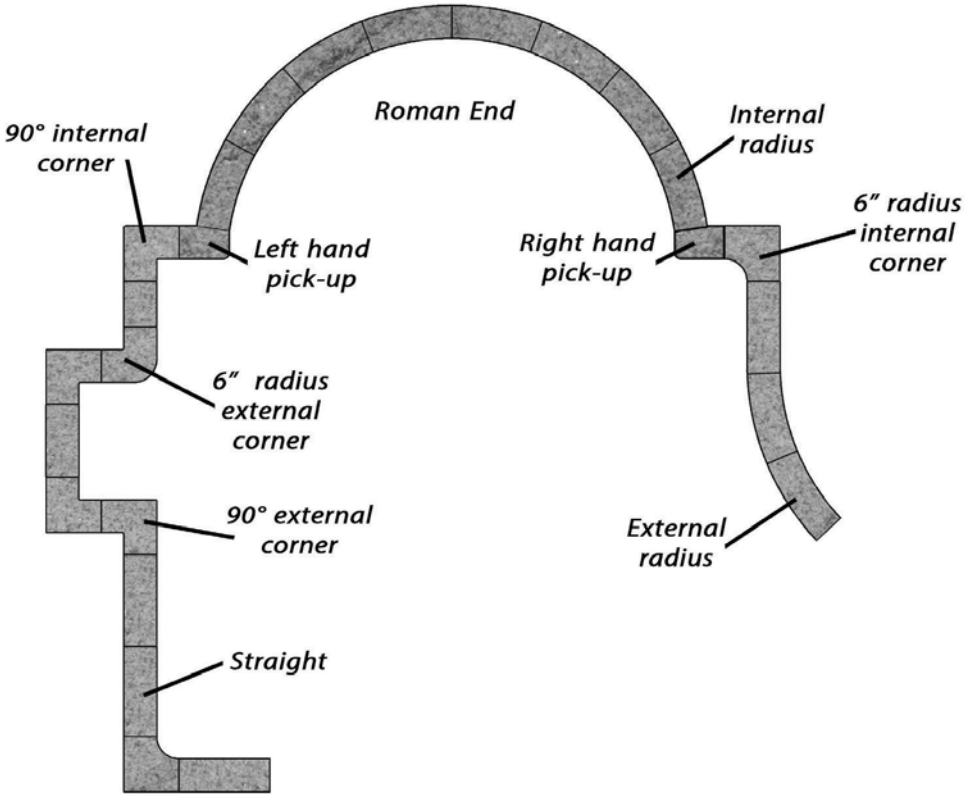
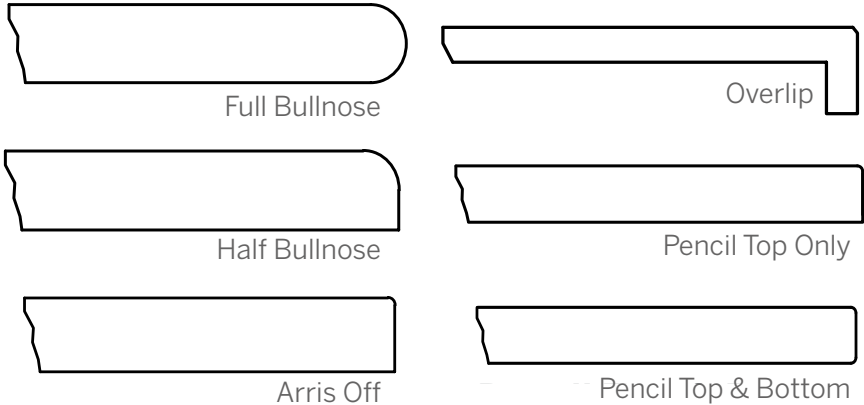


Bullnosed Coping in contrasting colour to define the edge

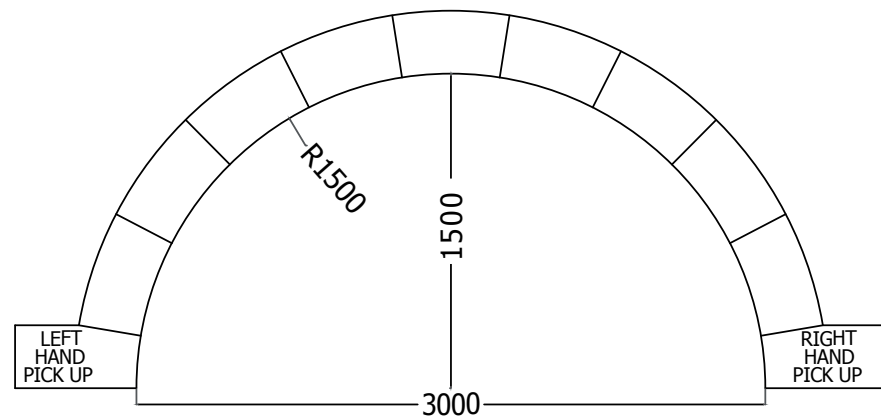
Edge Profiles & Swimming Pool Copings

Using our extensive experience and knowledge in swimming pool installation, we have supplied swimming pool copings and surrounds nationwide for nearly 17 years.

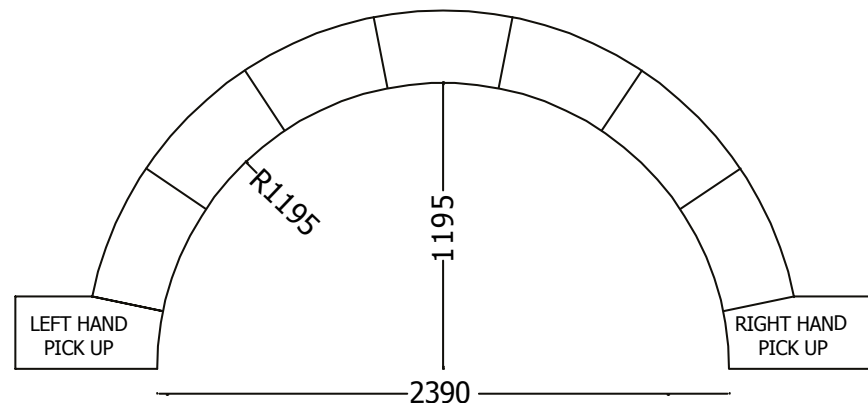
Working with architects, designers and pool installers over this time has allowed us to utilise our vast knowledge to enable our customers to bring their complex projects through to fruition, therefore broadening our prodigious portfolio. Our range of pool surrounds is ever expanding and our materials are selected specifically for this purpose. We have standard stock size pool copings, corners and Roman end kits, in both natural stone and porcelain. Our bespoke service is available for more complex projects. Please see below details of the standard components :-



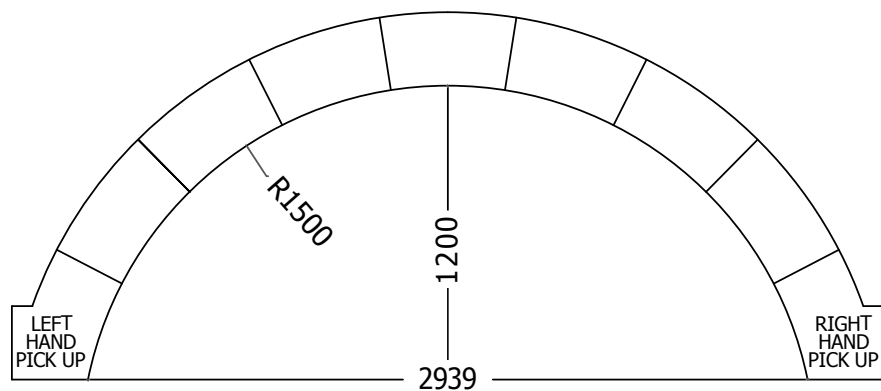
Roman End Bays and Corners



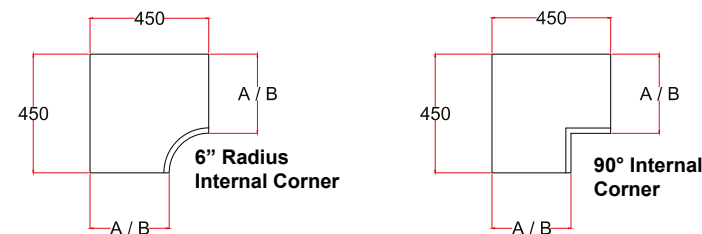
5FT ROMAN END BAY



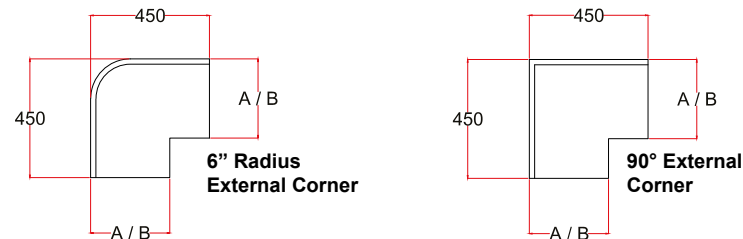
4FT ROMAN END BAY
(Country leisure 10ft roman end bay)



5FT LOW PROFILE ROMAN END BAY
(Country leisure 12ft roman end bay)



A = 298 (Porcelain)
B = 300 (Natural Stone)



Pool Lining Colour

As the trend for lining a pool now moves away from glass mosaics and towards porcelain mosaics and larger format porcelain tiles, a question we are often asked is how to create a certain pool water colour.


Obviously setting, lighting and weather play a large part in how pool water looks, however as a general rule of thumb, please follow our handy guide below:



For a bright blue / turquoise Mediterranean colour, we would recommend a white, cream or sandy coloured tile.



AWBRIDGE CREAM*



PORTLAND CREAM*




For a mid-blue colour, we would recommend a light grey / pale blue coloured tile.



HOUGHTON GREY*



MEON QUARTZ*



For a dark blue pond like colour, we recommend a dark blue, dark green or black coloured tile.



CAULFIELD GREEN*



WINTERBOURNE GREY*



CADIZ BEIGE*



WEXFORD SANDS*



SARUM GREY



SLATE GREY*



CORFE*



SATIN BLACK

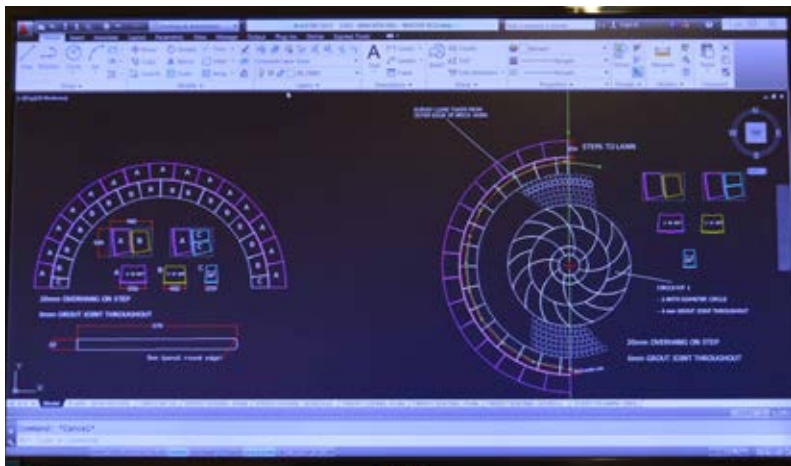

Site Template / Survey

Taking the responsibility away from the builder by sending our surveyor to site with our digital templating device, takes a huge weight from busy shoulders.

By using our laser to digitally measure any freeform/obscure shaped pool/landscape area, we can create a CAD drawing and cutting schedule, which can be loaded straight into the machinery in our yard, ready to start precision cutting.

Benefitting from our CNC waterjet, 5 axis saw and profiling machinery we are able to produce bespoke work easily, efficiently and speedily.

Give us a call to discuss your next project. We have the materials, technology and experience to make your designs achievable!



Our In-House Bespoke Works

Our in-house CNC 5-Axis Bridge Saw, Waterjet and profiling machinery allows us to cut and shape stone without limitations.

Working from CAD Drawings and templates we are able to upload drawings and create outstanding pieces of bespoke stone products.



Bespoke Masonry

Having invested heavily in hi-tech computerised machinery, we are able to produce unique and individual stone and porcelain products for any pool or landscaping project.



Freeform Granite Coping



Freeform Marble Coping



Freeform Porcelain Coping



Radius Spa Bullnosed Coping



Inspection Lid




Teltos Worktop With Drain Grooves



Limestone Curved Staircase



Radius pool steps and coping



Roman End Kit



Double Edged Radius Spa Coping

Landscapers and Designers

Although initially our market was predominantly swimming pool surrounds, we are very pleased to be working with landscapers, designers and general builders supplying a wonderful range of natural stone and 20mm thick porcelain paving for landscapes nationwide.

Utilising our investment in hi-tech machinery we are able to help create wonderful bespoke landscaping products, including radius step treads and risers, pier caps, wall capping and much more.



Longparish Limestone



Fossil Pearl Satin Limestone



Farley Black Limestone



Danebury Sandstone



Leckford Sandstone



Meon Quartz Porcelain



Awbridge Cream Porcelain



Waterford Cream Porcelain



Fossil Pearl Satin Limestone



Leckford Sandstone

Indoor Gallery



Outdoor Gallery



Laying Guidelines for Porcelain

Preparation for External Areas:

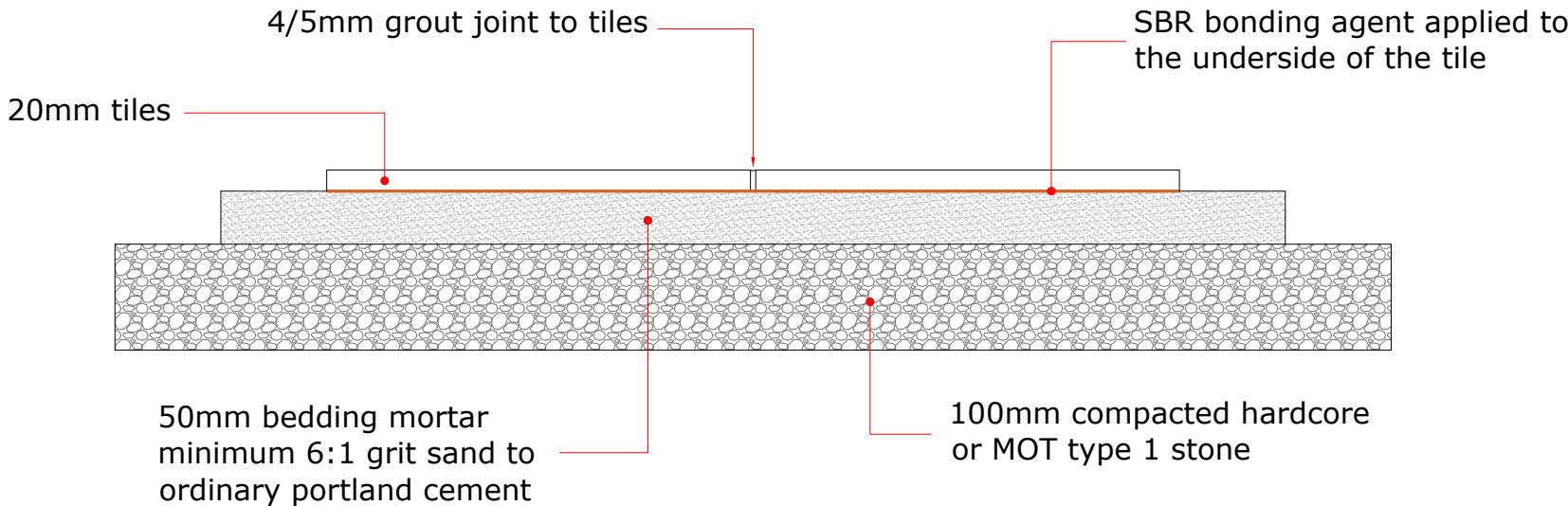
Decide where the paving is to be laid and mark or peg out clearly. Dig out a little wider than the planned project width, allowing an extra 50mm-75mm at the edges to make handling much easier. Bear in mind that any paving surfaces should be at least 150mm below any damp proof course and should have a 1:60fall away from the building for surface drainage. Remember to remove all weeds and other unwanted organic matter.

Sub-Base

The depth of the dig and the necessity for a sub-base will depend on the intended use and ground conditions.

If a sub-base is required the depth should be approximately 170mm minimum. This will allow for:

- 100mm compacted hardcore or crushed stone with extra care being taken to ensure any soft spots are identified, dugout and filled.
- 50mm bedding mortar
- 20mm tile



20mm Porcelain: Bedding

Carefully place the tiles onto a levelled out bed of standard sand/ cement, mortar prepared to a wet consistency (slump of 50mm or more) the mortar bed needs to be a 6:1 or stronger mix of grit sand with ordinary Portland cement (OPC). We would recommend 30-50mm of the bedding mortar to be laid over the prepared sub-base and then spreading an SBR bonding agent to the underside of the porcelain tile to aid adhesion.

20mm Porcelain: Laying

Where possible start with full slabs being laid adjacent to a fixed point such as building or edging. Set the required level using a taut line. Tap each slab down to the appropriate level using a rubber mallet and also use a spirit level to double check levels with the adjacent slabs, being careful to maintain 4-5mm joints between the slabs. We would recommend using an external grade tiling grout in-between the joints. Ensure the grout residue is washed off completely (refer to grout manufacturer's recommendations for correct installation procedures).

Laying Guidelines for Natural Stone

In this section we are outlining the principle considerations for laying natural paving. However each project will have its own individual considerations and the advice of a professional should always be sought.

Preparation

Decide where the paving is to be laid and mark or peg out clearly. Dig out a little wider than the planned project width allowing an extra 50mm - 75mm at the edges to make handling much easier.

Bear in mind that any paving surfaces should be at least 150mm below any damp proof course and should have a 1:60 fall away from the building for surface drainage. Remember to remove all weeds and other unwanted organic matter.

Sub-Base

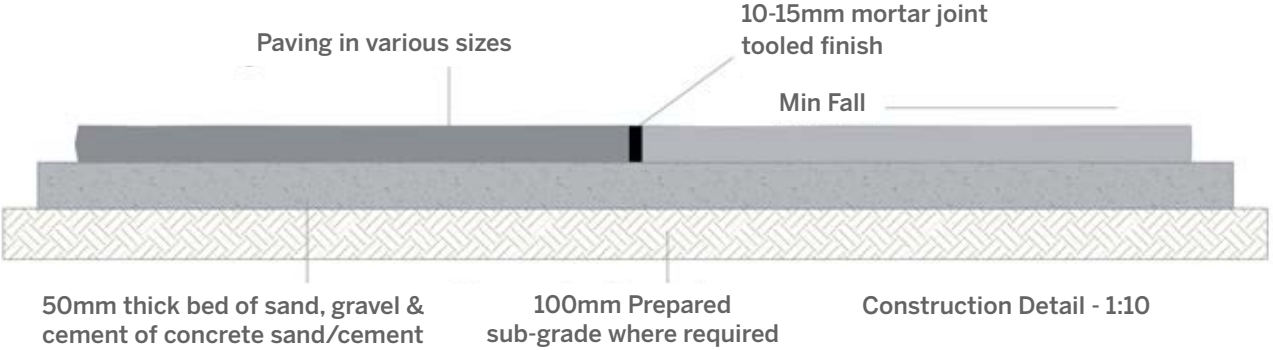
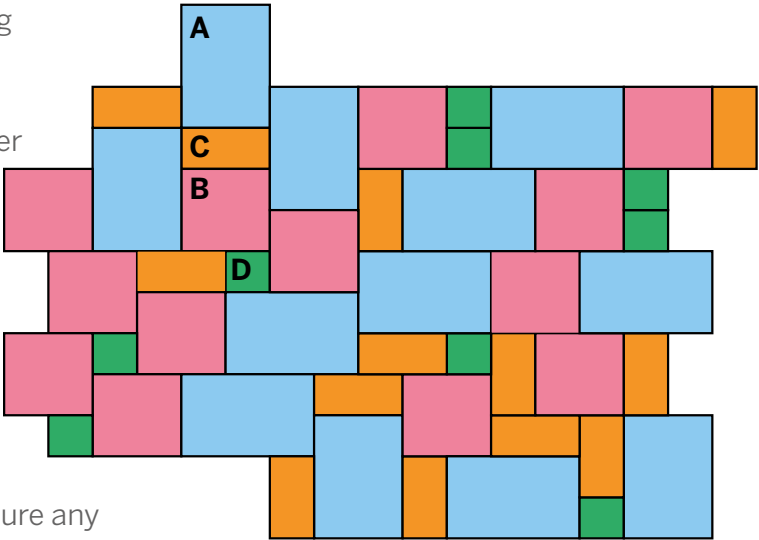
The depth of the dig and the necessity for a sub-base will depend on the intended use and ground conditions. If a sub-base is required the depth should be approximately 190mm minimum.

This will allow for:

- 100mm compacted hardcore or crushed stone with extra care being taken to ensure any soft spots are identified, dug out and filled.
- 50mm bedding mortar
- 25mm - 40mm slab depth

If a sub-base is not required, dig to 90mm. If elevating to a higher level then the elevation should be constructed by adding to the sub-base layer not by increasing the thickness of the bedding layer.

Driveways will always require a sub-base made up of 100mm 'MOT' Type 1 hardcore so the dig will always be 190mm minimum.



Bedding

Depending on preference, the paving may be bedded onto either a full concrete bed (136 or St1 mix), or alternatively a 50mm (compacted depth) bed of sand, gravel and cement (6 parts 5mm - 6mm gravel, 4 parts sharp sand NOT BUILDING SAND and 1 part ordinary Portland cement) - which should be spread to the area and compacted with a couple of passes of a plate compacter prior to bed preparation. The top 15mm - 25mm of the bed should be loosened / rippled to ease levelling as the natural slabs vary in depth. We would also recommend applying an SBR bonding agent to the underside of the lighter coloured sandstone and limestones, to eliminate any moisture patches appearing on the face of the stone.

Laying

Natural stone products have variation in colour so select paving from a number of open packs to ensure an even blend. Where possible start with full flags being laid adjacent to a fixed point such as building or edging. Set the required level using a taut line. Tap each slab down to the appropriate level using a rubber mallet and also use a spirit level to double check levels with the adjacent slabs. It can be helpful to 'butter' the edges of previous slabs - being careful to maintain 10mm - 15mm between the slabs. To butter the previous slabs - trowel mortar onto their edges so that when the next slab is offered up, the mortar compresses and rises up between the slabs to form a joint that can be easily pointed.

Efflorescence

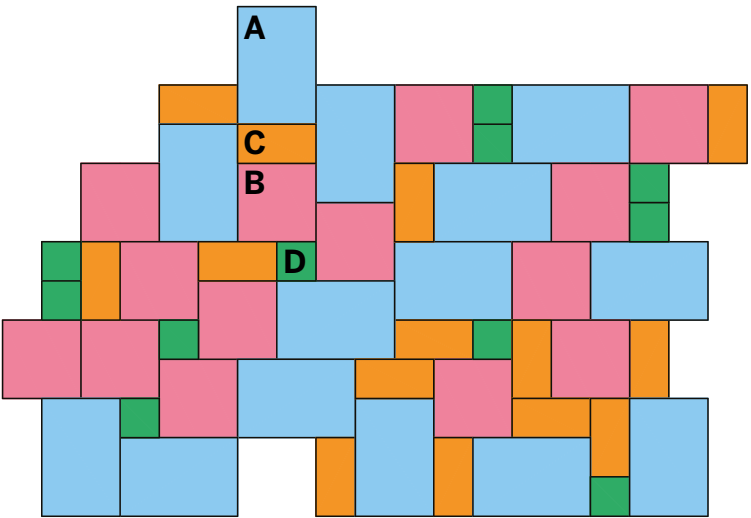
Efflorescence is a natural phenomenon and can occur in all natural paving products. It shows as white patches on the surface of the slabs. The efflorescence may occur each time the paving dries after rain. This may re-occur for up to 18 to 24 months. Efflorescence will cease as the calcium carbonate completely leaves the stone.

Pack Types

Mixed Paving Pack 600 Series

This pack contains our 4 most popular sizes (as detailed). The mixed pack is perfectly suitable for all projects whether large or small - always maintaining attractive proportions.

The sizes within the packs enable a variety of random patterns (coverage 16.74m²).



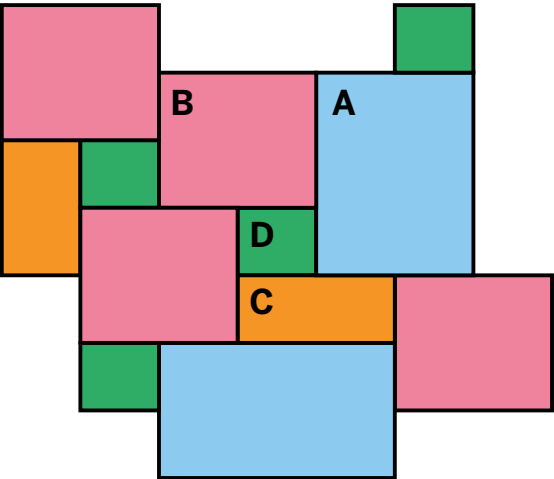
- A 900 x 600mm - 14pcs
- B 600 x 600mm - 14pcs
- C 600 x 290mm - 14pcs
- D 290 x 290mm - 11pcs

All sizes are nominal. We recommend a 10-15mm grout joint.

Heritage Mixed Pack

To compliment our Danebury Natural Stone Coping, we have developed the Heritage mixed paving pack, which provides an easy to lay, attractive repeating modular pattern in one convenient pack.

Each 16.08m² Heritage mixed pack (coverage 16.98m²) has 5 modules per pack.



- A 900 x 600 x 25mm - 10pcs
- B 600 x 600 x 25mm - 20pcs
- C 600 x 300 x 25mm - 10pcs
- D 295 x 295 x 25mm - 20pcs

(5 modules per pack)

All sizes are nominal. We recommend a 10-15mm grout joint.

Terms and Conditions

The following terms and conditions are the terms on which Cranbourne Stone Limited ("the Company") sells goods and/or services and supersede all other terms and conditions used by the Company:

- Orders**
 - All orders are subject to the approval of the Company which shall have an absolute discretion to accept or decline any order.
 - No order which has been accepted by the company may be cancelled by the Purchaser except with the agreement in writing of the Company and on terms that the Purchaser shall indemnify the Company in full against all loss (including loss of profit), costs (including the cost of all labour and materials used), damages, charges and expenses incurred by the Company as a result of cancellation. For the avoidance of doubt any deposit paid by the Purchaser shall be non-returnable in the event of a cancellation.
 - All orders are subject to these terms, which shall prevail over any terms proposed by the Purchaser.
- Prices**
 - The price shall be the quoted price of the Company.
 - However, the Company shall be entitled to adjust the price of any goods at the time of delivery of the goods or each instalment of the goods as the case may be:-
 - To take account of any direct or indirect price increases sustained by the Company including but not limited to currency fluctuations affecting the cost of imported materials or the cost of raw materials; and/or
 - If there is any change in the delivery date, quantities or specifications for the goods requested by the Purchaser or any delay caused by any instructions of the Purchaser or failure of the Purchaser to give the Company adequate information or instructions.
 - Part Orders - The Company shall not be bound to accept orders for part only of a total quotation.
- Delivery**
 - Any date for delivery named by the Company is an estimate only and the Company shall not be liable for the consequences of any delay. Every effort will be made to deliver in accordance with the dates endorsed on order acknowledgements but it is impossible for the Company to guarantee these dates and no claim will be entertained in respect of late delivery.
 - In the event of the Purchaser failing to collect or refusing to take delivery, the Company shall be at liberty to invoice the purchaser for such goods and failure to settle such invoice within 30 days of the same being rendered shall entitle the Company to dispose of the goods as best it can giving credit to the Purchaser for any proceeds of sale received where after the Purchaser shall remain liable to the Company for any balance owing upon the invoice but the Company shall not be accountable to the Purchaser for any surplus should the amount raised on disposal of such goods exceed invoice value.
 - The purchaser shall notify the Company at the time of placing the order if it wishes to arrange collection of the goods itself or arrange the delivery of the goods by an independent carrier to the premises specified by the Purchaser on its order.
 - If the Purchaser arranges collection of the goods, delivery of the goods shall take place at the Company's works on the Purchaser or its agent being permitted to take possession of the goods. If the Company arranges delivery of the goods, delivery shall take place at the entrance to the premises specified by the Purchaser on its order.
- Transport**
 - Where the Company arranges transport of the goods by road, the following terms shall apply:
 - Delivery shall only be required to be made to a hard standing deemed suitable by the lorry driver.
 - Prompt assistance shall be given by the Purchaser to the lorry driver in unloading goods, failing which the Company may make reasonable charge for excessive delay in waiting time. Where goods are undelivered due to no one being present on site to accept delivery, a re-delivery charge of £75 will apply.
 - Prices charged include a charge for loading of motor vehicles at the Company's works and a separate charge will be made to the premises specified, but the responsibility and cost of unloading shall be borne by the Purchaser.
 - Where the Purchaser arranges collection of the goods from the Company, the Company shall notify the Purchaser when the goods are ready for collection, but shall not be responsible for any delay in transporting the goods after they have been despatched from the Company's works or for any damage occurring to the goods in transit.
- Samples and Images**

In submitting any sample or image of the goods to the Purchaser, the Company warrants only to give a general indication of the quality, colour, texture and/or type thereof and does not in so doing constitute any subsequent sale by sample. The Purchaser acknowledges and accepts that the Goods are made from a natural resource and variations in colour, shading, markings, texture, and size between consignments, will occur.
- Risk and Property**

Subject to Condition 17, risk and property shall pass to the Purchaser:

 - When collected by or on behalf of the Purchaser from the Company's works, on delivery to the Purchaser or its agent to take possession of the goods.
 - When delivered by road by or on behalf of the Company to premises specified by the Purchaser, on delivery to the entrance of those premises.
 - Until the date of payment, the Purchaser is, if the Company so desires, to store this material in such a way that it is clearly the property of the Company. The Company and Purchaser agree that, if the Purchaser should make (a) new object(s) from the material or mix this material with (an) other object(s) or if this material in anyway whatsoever becomes a constituent of (an) other object(s) then this will be used as surety for the full payment of what the Purchaser owes the Company. To this end the Company and Purchaser now agree that the ownership of the article(s) in question, whether finished or not, are to transfer to the Company and that this transfer of ownership will be considered to have taken place through and at the moment of the single operation or event by which the material is converted into (a) new object(s) or is mixed with or becomes a constituent of (an) other object(s). Until the moment of full payment of what the Purchaser owes the Company, the Purchaser shall keep the object(s) in question for the Company in his capacity of fiduciary owner and, if required, shall store this (these) object(s) in such a way that it (they) can be recognised as such. Nevertheless, the Purchaser will be entitled to sell these objects to a third party within the framework of the normal carrying on of his business and to deliver them on condition that, if the Company so requires, the Purchaser, as long as he has not fully discharged his debt to the Company, shall hand over to the Company the claims that he has against his buyer emanating from this transaction.
- Packing Charges**

In case of special orders, the Purchaser will be notified in writing when supplementary packing charges are applicable and the Purchaser shall have the right within seven days of any such notification to make its own arrangements for the collection of the goods, in which case the Purchaser will be solely responsible for the packing and loading of the goods.
- Inspection**
 - Any signs of damage must be noted on the delivery note at time of delivery and notice of such be given immediately to the Company office and in any event within 24 hours.
 - Quantity, type, shape, and size of the goods must be checked by the Purchaser or its agent at the earliest opportunity after delivery.
 - All goods must have wrapping removed within 24 hours of delivery.
 - Any objections to the goods on the grounds of incorrect quantity, type, shape or size must be notified to the Company before the goods are used or incorporated in any structure and in any event within 24 hours of delivery.
 - The Company reserves the right not to accept responsibility for any delivery which has been made and which is incorrect by reason of incorrect quantity, type, shape or size.
 - No guarantee can be given against naturally occurring variations, slight surface crazing or the phenomenon of efflorescence which may cause a temporary lightening to the colour of the stone.
 - The Purchaser shall not be entitled to reject the goods where the alleged defect or breach of contract is so slight that it would be unreasonable for the Purchaser to reject the goods.
 - Where any valid claim in respect of the goods is made by the Purchaser the Company shall be entitled to replace or repair the goods (or the part in question) free of charge or, at the Company's sole discretion, refund to the Purchaser the price (or a proportionate part of the price).
 - In the event of any claim being made by the Purchaser, the Purchaser shall give the Company a reasonable opportunity to inspect the goods in the same condition as they were at delivery after discovery of the defect and liability will not be accepted unless this procedure is followed. For the avoidance of doubt, where the alleged defect is one which would have been apparent on reasonable inspection of the goods, liability for such defect will not be accepted where the Purchaser has used, cut, worked on or processed the goods in any way.
- Fitness for Purpose**

The Company makes no warranty as to the fitness of the goods for any particular purpose even if that purpose is stated in the Purchaser's order. This exclusion includes recommendations or advice from the Company to the Purchaser relating to a specific enquiry. The Purchaser must satisfy itself as to the fitness for the purpose for which the goods are intended. The Company will not be liable if the goods are not fit for the purpose required unless the Purchaser states the purpose in writing and the Company specifically confirms in writing that the goods are fit for such a purpose. In any event, where the Company arranges for the production of custom goods to the Purchaser's specification, no liability is accepted for the fitness of the goods for any particular purpose.
- Returns**

The Company may at its discretion accept the return of goods provided that the goods are:

 - Undamaged, unused, uncut or in any other way unworked; and
 - Returned at the Purchaser's expense within 3 days of delivery.

No goods may be returned for Credit except by special arrangements with the Company and any attempt to do so will be entirely at the Purchaser's risk. Where the Company accepts the returned goods it shall at its option either give credit or refund the price to the Purchaser in each case less a 20% re-stocking charge.
- Payment**

Credit accounts may be opened, subject to satisfactory credit references being obtained, in our sole discretion. Payment for goods supplied on a credit account shall be due and payable not later than 30 days from the date of invoice. Payment for Natural Stone orders is required prior to dispatch. Bespoke and/or large orders will require a 50% deposit to confirm order. The Company reserves the right to stop further supplies if these terms of payment are not observed and to charge interest on all overdue accounts at a rate equal to 5% above the minimum lending rate of the Company's bankers.
- Supply of Plans to the Company**

Where the Purchaser submits plans and specifications for the goods to the Company, quotations are made in accordance with such plans and specifications. The Company shall not be under any obligation to check or verify the accuracy or adequacy of any such plans or specifications. The Purchaser guarantees the accuracy of all dimensions contained in such plans and specifications and shall indemnify the Company against loss arising directly or indirectly from any error, inaccuracy, omission or other fault on the part of the Purchaser or person, firm or company responsible for the preparation of such plans and specifications.
- Preparation of Drawings by the Company**

Where the Purchaser supplies such plans and specifications the Company may prepare shop drawings for the goods and shall, within the time (if any) specified in the job schedule (if any) submit such drawings to the Purchaser for procurement of the written and signed approval thereof from the architect and/or general contractor of the project. He, the Purchaser, shall within such time as may be specified, return to the Company the said drawings containing such approval as aforesaid and the Company shall make the goods in accordance with such approved drawings. The Company shall have no responsibility for or with respect to the adequacy of such drawings after they have been approved as aforesaid.
- Indemnity**

Notwithstanding any other provision herein, the Purchaser shall indemnify and reimburse the Company for any losses incurred by the Company as a result of any delay in any delivery schedule agreed upon by the parties which is caused by any delay in furnishing to the Company of such drawings as aforesaid.
- Purchaser's Failure to take Delivery**

If the Purchaser fails to take delivery of the goods in accordance with the delivery schedule (if any) agreed upon by the Company and the Purchaser and such goods are ready for delivery to the Purchaser and the Purchaser's failure to take delivery is not excused under section 3, all risks of loss of, damage to and deterioration of such goods shall pass to the Purchaser upon dates of delivery specified in the delivery schedule.
- Responsibility for Design of Structure**

The Company shall have no responsibility or liability whatsoever with respect to the adequacy of the design of the structure in which the goods supplied by the Company will be used and the Purchaser will, at the Purchaser's sole expense, defend, hold harmless and indemnify the Company against all liabilities, expenses or damages and claims arising out of any proved or alleged inadequacies.
- Warranties made by the Company**

No warranty, express or implied, is made by the Company.
- Limitation of Liability**

In the case of a consumer sale, these conditions shall have effect only in so far as they are consistent with the consumer's statutory rights.

 - Save in respect of personal injury or death due to any negligence, the Company shall not be liable to the Purchaser in respect of any loss suffered by the Purchaser due to any defect in the goods.
 - Without prejudice to condition 18A and for the avoidance of doubt, the Company shall not be liable to the Purchaser or any third party for any loss of profit, consequential or other economic loss suffered by the Purchaser arising in any way from this Agreement.
- Set Off and Counterclaim**

The Purchaser may not withhold payment of any invoice or other amount due to the Company by reason of any right of set off or counterclaim which the Purchaser may have or allege to have for any reason whatsoever.
- Force Majeure**

The Company shall not be liable for any default due to any circumstance beyond the reasonable control of the Company including, but not limited to, Acts of God, war, civil unrest, riot, strike, shipping delays, lock out, acts of civil or military authorities, fire, flood, earthquake or shortage of supply.
- Customer's Default**

This condition applies if:

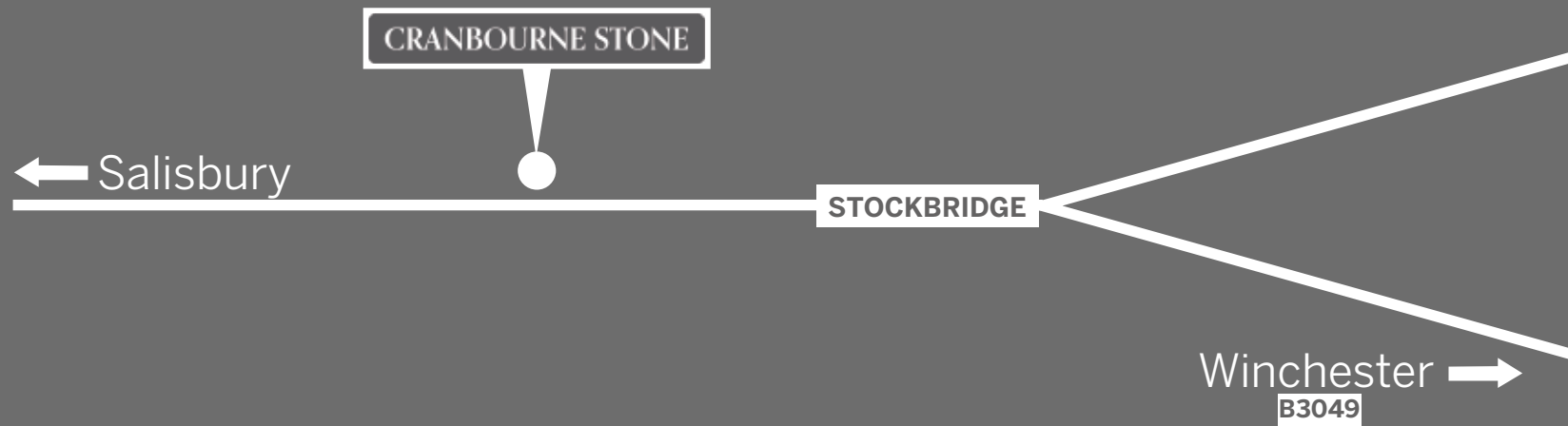
 - The Purchaser makes any voluntary arrangement with its creditors or (being an individual or firm) becomes bankrupt or (being a company) becomes subject to an administration order or goes into liquidation (otherwise than for the purposes of amalgamation or reconstruction); or
 - An encumbrancer takes possession or a receiver is appointed, of any of the property or assets of the Purchaser; or
 - The Purchaser ceases, or threatens to cease, to carry on business; or
 - The Company reasonably apprehends that any of the events mentioned above is about to occur in relation to the Purchaser and notifies the Purchaser accordingly; or
 - The Purchaser fails to pay the price or any additional charges or any part thereof in accordance with condition 2.

Where this condition applies then, without prejudice to any other right or remedy available to the Company, the Company shall be entitled to cancel the contract and all other contracts which may exist between the Company and the Purchaser and suspend any further deliveries or performance under the contract and any other contracts without any liability to the Purchaser, and if the goods (or goods subject to any contract which may exist between the parties) have been delivered but not paid for, the price, any additional charges and any other sums payable by the Purchaser shall become immediately due and payable notwithstanding any previous agreement or arrangement to the contrary.
- General**
 - If any term or provision of these conditions is held invalid, illegal or unenforceable for any reason by any Court of competent jurisdiction, such provision shall be severed and the remainder of the provisions hereof shall continue in full force and effect as if these conditions had been agreed with the invalid, illegal or unenforceable provision eliminated.
 - The Company may without the consent of the Purchaser sub-licence its rights or obligations or any part of these conditions.
 - The headings in these conditions are for ease of reference only and shall not affect the interpretation of any of the conditions.
- Contract**

Notwithstanding any other provision of this agreement, nothing herein shall confer or is intended to confer a benefit on any third party for the purpose of the Contract (Rights of Third Parties) Act 1999 or for any other purpose.
- Entire Agreement**

Each of the parties agrees that save in respect of statements made fraudulently it shall have no remedy in respect of any untrue statement upon which it relied in entering this Agreement and that its only remedies shall be for breach of contract.
- Governing Law and Jurisdiction**

The laws of England and Wales shall govern this Agreement and the parties hereby submit to the exclusive jurisdiction of the courts of England and Wales.



Your Local Stockist is:

Unit 1 • Houghton Down Farm • Stockbridge • Hampshire • SO20 6JR
Tel: 01264 810813 • Email: sales@cranbournestone.co.uk

www.cranbournestone.co.uk